

**St. Lawrence County
BOARD OF ELECTIONS**

Human Services Building
80 State Highway 310
Canton, New York 13617-1169
Telephone: 315-379-2202 Fax: 315-386-2737

Thomas A. Nichols
Republican Commissioner
Thomas O. Hardiman
Deputy Commissioner

Jennie H. Bacon
Democratic Commissioner
Gordon I. Ward
Deputy Commissioner

**STATEMENT OF CANVASS
General Election
November 6, 2018**

This document shall serve as the certified STATEMENT OF CANVASS of the St. Lawrence County Board of Elections, in relation to votes cast at the General Election held on November 6, 2018.

The St. Lawrence County Board of Elections, being custodian of election records, and after having met for the purpose of canvassing the votes cast at said election, DOES HEREBY CERTIFY THE ATTACHED, AS A SUMMARY OF SAID VOTES.

In Witness whereof, we have set our hands, and caused the seal of said Board of Elections to be affixed.

Given this date, November 20, 2018, in Canton, New York

Sworn this date, November 20, 2018, in Canton, New York.

Jimmie H. Bann

Thomas A. [Signature]



<i>DISTRICT</i>	<i>MACHINE TURNOUT</i>	<i>ABSENTEE TURNOUT</i>	<i>AFFIDAVIT</i>	<i>VOTER REGISTRATION</i>	
Brasher 1	272	9	0	608	46%
Brasher 2	421	26	3	794	57%
Canton 1	545	71	5	898	69%
Canton 2	506	42	3	907	61%
Canton 3	415	58	5	695	69%
Canton 4	109	3	0	180	62%
Canton 5	263	14	5	447	63%
Canton 6	458	29	9	808	61%
Canton 7	170	17	1	311	60%
Canton 8	538	56	2	975	61%
Clare 1	48	0	0	75	64%
Clifton 1	116	3	1	241	50%
Clifton 2	132	17	2	205	74%
Colton 1	692	58	3	1121	67%
DeKalb 1	362	24	4	667	58%
DeKalb 2	291	11	2	505	60%
DePeyster 1	200	9	1	355	59%
Edwards 1	334	18	0	625	56%
Fine 1	464	29	2	875	57%
Fowler 1	338	17	1	596	60%
Fowler 2	392	29	2	761	56%
Gouverneur 1	435	45	3	864	56%
Gouverneur 2	371	36	1	913	45%
Gouverneur 3	252	10	1	503	52%
Gouverneur 4	301	14	1	614	51%
Hammond 1	444	48	1	816	60%
Hermon 1	352	33	2	653	59%
Hopkinton 1	408	23	2	685	63%
Lawrence 1	474	17	2	944	52%
Lisbon 1	477	29	12	865	60%
Lisbon 2	381	21	2	721	56%
Lisbon 3	449	27	2	824	58%
Louisville 1	345	31	6	647	59%
Louisville 2	372	26	3	662	61%
Louisville 3	279	25	3	470	65%
Louisville 4	197	23	2	330	67%
Macomb 1	316	26	2	536	64%
Madrid 1	597	35	5	1014	63%
Massena 1	655	67	2	1124	64%
Massena 2	498	36	12	996	55%
Massena 3	419	36	8	910	51%
Massena 4	214	11	7	474	49%
Massena 5	431	35	6	957	49%
Massena 6	426	32	6	885	52%
Massena 7	389	20	1	730	56%

Massena 8	318	26	1	630	55%
Morristown 1	241	33	1	480	57%
Morristown 2	418	38	2	716	64%
Norfolk 1	399	17	3	794	53%
Norfolk 2	450	27	2	956	50%
Norfolk 3	430	23	5	839	55%
Oswegatchie 1	605	46	6	1138	58%
Oswegatchie 2	495	55	9	939	60%
Oswegatchie 3	258	26	3	445	64%
Parishville 1	324	21	1	542	64%
Parishville 2	437	28	5	835	56%
Piercefield 1	110	12	0	196	62%
Pierrepoint 1	568	46	3	1020	60%
Pierrepoint 2	465	32	7	778	65%
Pitcairn 1	253	8	1	503	52%
Potsdam 1	536	37	4	892	65%
Potsdam 2	429	34	2	770	60%
Potsdam 3	369	24	1	668	59%
Potsdam 4	492	41	7	940	57%
Potsdam 5	462	43	14	816	64%
Potsdam 6	408	33	5	920	48%
Potsdam 7	403	40	6	713	63%
Potsdam 8	556	39	2	957	62%
Rossie 1	219	14	0	412	57%
Russell 1	575	22	2	1148	52%
Stockholm 1	510	19	3	924	58%
Stockholm 2	427	22	2	786	57%
Stockholm 3	245	8	3	467	55%
Waddington 1	394	51	2	684	65%
Waddington 2	497	29	4	893	59%
Ogdensburg 1	379	30	3	809	51%
Ogdensburg 2	395	15	3	934	44%
Ogdensburg 3	545	44	7	1038	57%
Ogdensburg 4	481	19	3	921	55%
Ogdensburg 5	398	23	6	878	49%
Ogdensburg 6	449	70	3	898	58%
TOTAL	31488	2341	274	59065	58%

<i>DISTRICT</i>	<i>MACHINE TURNOUT</i>	<i>ABSENTEE TURNOUT</i>	<i>AFFIDAVIT</i>	<i>TOTAL TURNOUT</i>	<i>VOTER REGISTRATION</i>	<i>% TURNOUT</i>	<i>Andrew M. Cuomo (MACHINE)</i>	<i>Andrew M. Cuomo (ABSENTEE)</i>	<i>Andrew M. Cuomo (ABSENTEE HC)</i>	<i>Andrew M. Cuomo (AFFIDAVIT)</i>	<i>Andrew M. Cuomo</i>	<i>Marc Molinaro (MACHINE)</i>	<i>Marc Molinaro (ABSENTEE)</i>	<i>Marc Molinaro (ABSENTEE HC)</i>	<i>Marc Molinaro (AFFIDAVIT)</i>
							DEM	DEM	DEM	DEM	DEM	REP	REP	REP	REP
Brasher 1	272	9	0	281	608	46%	72	4	0	0	76	143	2	0	0
Brasher 2	421	26	3	450	794	57%	110	12	0	2	124	201	10	0	1
Canton 1	545	71	5	621	898	69%	320	34	3	5	362	115	13	0	0
Canton 2	506	42	3	551	907	61%	181	15	1	1	198	228	14	0	2
Canton 3	415	58	5	478	695	69%	212	25	0	3	240	106	19	1	2
Canton 4	109	3	0	112	180	62%	26	0	0	0	26	52	2	0	0
Canton 5	263	14	5	282	447	63%	63	1	0	1	65	145	9	0	2
Canton 6	458	29	9	496	808	61%	237	10	1	7	255	142	9	0	0
Canton 7	170	17	1	188	311	60%	61	7	0	0	68	86	6	0	0
Canton 8	538	56	2	596	975	61%	183	23	3	1	210	229	8	0	1
Clare 1	48	0	0	48	75	64%	8	0	0	0	8	35	0	0	0
Clifton 1	116	3	1	120	241	50%	33	1	0	0	34	64	0	0	0
Clifton 2	132	17	2	151	205	74%	34	5	0	0	39	66	12	0	2
Colton 1	692	58	3	753	1121	67%	201	28	0	0	229	377	19	0	2
DeKalb 1	362	24	4	390	667	58%	92	9	0	1	102	198	8	1	1
DeKalb 2	291	11	2	304	505	60%	64	2	0	0	66	166	3	0	1

DePeyster 1	200	9	1	210	355	59%	21	3	0	0	24	139	6	0	1
Edwards 1	334	18	0	352	625	56%	80	7	0	0	87	199	9	0	0
Fine 1	464	29	2	495	875	57%	130	12	0	2	144	253	13	0	0
Fowler 1	338	17	1	356	596	60%	58	6	0	0	64	223	8	0	1
Fowler 2	392	29	2	423	761	56%	67	11	1	0	79	261	11	0	1
Gouverneur 1	435	45	3	483	864	56%	116	16	4	1	137	224	13	0	1
Gouverneur 2	371	36	1	408	913	45%	106	11	0	1	118	181	11	0	0
Gouverneur 3	252	10	1	263	503	52%	56	4	0	0	60	150	4	0	1
Gouverneur 4	301	14	1	316	614	51%	57	4	0	0	61	185	6	0	1
Hammond 1	444	48	1	493	816	60%	105	18	0	0	123	276	20	1	0
Hermon 1	352	33	2	387	653	59%	77	12	1	0	90	204	8	2	2
Hopkinton 1	408	23	2	433	685	63%	77	8	1	0	86	219	6	0	1
Lawrence 1	474	17	2	493	944	52%	140	3	0	0	143	237	10	0	1
Lisbon 1	477	29	12	518	865	60%	107	7	0	6	120	303	14	0	5
Lisbon 2	381	21	2	404	721	56%	68	3	0	0	71	239	11	0	2
Lisbon 3	449	27	2	478	824	58%	77	8	0	0	85	288	15	1	2
Louisville 1	345	31	6	382	647	59%	105	14	0	0	119	177	6	0	3
Louisville 2	372	26	3	401	662	61%	127	13	0	1	141	156	4	0	1
Louisville 3	279	25	3	307	470	65%	92	11	0	2	105	121	7	0	0
Louisville 4	197	23	2	222	330	67%	83	13	0	0	96	93	9	0	1
Macomb 1	316	26	2	344	536	64%	57	11	0	0	68	198	7	0	2
Madrid 1	597	35	5	637	1014	63%	168	17	0	2	187	303	12	0	3
Massena 1	655	67	2	724	1124	64%	286	34	0	1	321	248	18	1	1
Massena 2	498	36	12	546	996	55%	187	15	0	4	206	217	9	0	5
Massena 3	419	36	8	463	910	51%	153	15	1	3	172	176	15	0	4

Massena 4	214	11	7	232	474	49%	74	5	0	3	82	93	4	0	3
Massena 5	431	35	6	472	957	49%	134	11	0	1	146	192	13	0	4
Massena 6	426	32	6	464	885	52%	165	18	1	2	186	157	5	1	3
Massena 7	389	20	1	410	730	56%	137	15	0	0	152	177	3	0	1
Massena 8	318	26	1	345	630	55%	100	9	1	0	110	160	10	0	1
Morristown 1	241	33	1	275	480	57%	46	11	1	0	58	160	13	0	1
Morristown 2	418	38	2	458	716	64%	100	12	0	0	112	258	20	0	2
Norfolk 1	399	17	3	419	794	53%	121	3	0	1	125	200	9	1	1
Norfolk 2	450	27	2	479	956	50%	124	14	1	0	139	227	6	0	2
Norfolk 3	430	23	5	458	839	55%	129	10	0	0	139	212	8	0	4
Oswegatchie 1	605	46	6	657	1138	58%	109	12	0	2	123	393	19	1	3
Oswegatchie 2	495	55	9	559	939	60%	110	18	2	1	131	299	21	0	7
Oswegatchie 3	258	26	3	287	445	64%	62	9	0	2	73	157	14	0	1
Parishville 1	324	21	1	346	542	64%	55	5	0	0	60	190	12	0	0
Parishville 2	437	28	5	470	835	56%	100	13	0	2	115	223	13	0	1
Piercefield 1	110	12	0	122	196	62%	46	9	0	0	55	47	3	0	0
Pierrepoint 1	568	46	3	617	1020	60%	148	25	1	2	176	306	13	0	0
Pierrepoint 2	465	32	7	504	778	65%	153	18	0	4	175	209	8	0	2
Pitcairn 1	253	8	1	262	503	52%	38	3	0	0	41	170	5	0	1
Potsdam 1	536	37	4	577	892	65%	228	17	0	2	247	202	8	0	0
Potsdam 2	429	34	2	465	770	60%	150	12	1	0	163	205	15	2	0
Potsdam 3	369	24	1	394	668	59%	108	11	1	1	121	194	6	2	0
Potsdam 4	492	41	7	540	940	57%	200	20	0	1	221	196	10	0	4
Potsdam 5	462	43	14	519	816	64%	266	30	0	11	307	110	5	0	2
Potsdam 6	408	33	5	446	920	48%	222	24	0	3	249	86	2	0	0

Potsdam 7	403	40	6	449	713	63%	234	19	0	4	257	87	3	0	1
Potsdam 8	556	39	2	597	957	62%	210	18	0	0	228	232	16	1	1
Rossie 1	219	14	0	233	412	57%	64	9	1	0	74	112	2	0	0
Russell 1	575	22	2	599	1148	52%	119	8	0	0	127	345	10	0	0
Stockholm 1	510	19	3	532	924	58%	169	8	0	1	178	242	9	0	1
Stockholm 2	427	22	2	451	786	57%	103	4	0	0	107	219	14	0	2
Stockholm 3	245	8	3	256	467	55%	56	4	0	3	63	138	3	0	0
Waddington 1	394	51	2	447	684	65%	120	24	1	0	145	195	15	0	2
Waddington 2	497	29	4	530	893	59%	112	9	0	1	122	282	15	0	2
Ogdensburg 1	379	30	3	412	809	51%	109	9	2	1	121	209	6	0	1
Ogdensburg 2	395	15	3	413	934	44%	116	8	0	0	124	215	3	0	3
Ogdensburg 3	545	44	7	596	1038	57%	163	10	3	1	177	278	10	0	6
Ogdensburg 4	481	19	3	503	921	55%	131	8	0	2	141	267	9	0	1
Ogdensburg 5	398	23	6	427	878	49%	120	11	0	2	133	216	7	0	4
Ogdensburg 6	449	70	3	522	898	58%	138	26	1	1	166	239	20	0	2
TOTAL	31,488	2,341	274	34,103	59065	58%	9586	961	33	98	10678	15722	773	15	122

<i>(AFFIDAVIT)</i>	<i>Marc Molinaro</i>	<i>Marc Molinaro (MACHINE)</i>	<i>Marc Molinaro (ABSENTEE)</i>	<i>Marc Molinaro (ABSENTEE HC)</i>	<i>Marc Molinaro (AFFIDAVIT)</i>	<i>Marc Molinaro</i>	<i>Howie Hawkins (MACHINE)</i>	<i>Howie Hawkins (ABSENTEE)</i>	<i>Howie Hawkins (ABSENTEE HC)</i>	<i>Howie Hawkins (AFFIDAVIT)</i>	<i>Howie Hawkins</i>	<i>Andrew M. Cuomo (MACHINE)</i>	<i>Andrew M. Cuomo(ABSENTEE)</i>	<i>Andrew M. Cuomo (ABSENTEE HC)</i>	<i>Andrew M. Cuomo (AFFIDAVIT)</i>	<i>Andrew M. Cuomo</i>	<i>Andrew M. Cuomo (MACHINE)</i>	<i>Andrew M. Cuomo(ABSENTEE)</i>	<i>Andrew M. Cuomo (ABSENTEE HC)</i>	<i>Andrew M. Cuomo (AFFIDAVIT)</i>	<i>Andrew M. C.</i>
REP	CON	CON	CON	CON	CON	GRE	GRE	GRE	GRE	GRE	WOR	WOR	WOR	WOR	WOR	IND	IND	IND	IND	IND	
145	19	0	0	0	19	4	0	0	0	4	0	0	0	0	0	2	0	0	0	2	
212	20	1	0	0	21	11	0	0	0	11	1	0	0	0	1	4	0	0	0	4	
128	19	0	0	0	19	16	2	0	0	18	14	2	0	0	16	7	1	0	0	8	
244	33	2	0	0	35	8	1	0	0	9	5	0	0	0	5	6	0	0	0	6	
128	17	2	0	0	19	17	4	0	0	21	14	0	0	0	14	4	0	0	0	4	
54	10	0	0	0	10	8	0	0	0	8	1	0	0	0	1	0	0	0	0	0	
156	15	0	0	1	16	4	0	0	0	4	5	1	0	0	6	5	0	0	0	5	
151	22	1	0	0	23	6	1	0	1	8	8	0	0	0	8	5	0	0	0	5	
92	10	1	0	0	11	0	0	0	0	0	0	0	0	0	0	3	0	0	0	3	
238	35	2	0	0	37	25	2	0	0	27	9	0	0	0	9	6	1	0	0	7	
35	3	0	0	0	3	0	0	0	0	0	0	0	0	0	0	0	0	0	0	0	
64	3	1	0	0	4	3	0	0	0	3	1	0	0	0	1	0	1	0	0	1	
80	10	0	0	0	10	1	0	0	0	1	3	0	0	0	3	1	0	0	0	1	
398	32	4	0	0	36	8	0	0	0	8	3	0	0	0	3	7	0	0	0	7	
208	28	2	0	1	31	5	1	0	0	6	1	0	0	0	1	4	0	0	0	4	
170	27	1	0	0	28	5	0	0	1	6	1	0	0	0	1	5	1	0	0	6	

146	14	0	0	0	14	6	0	0	0	6	4	0	0	0	4	1	0	0	0	1
208	20	1	0	0	21	4	0	0	0	4	3	0	0	0	3	2	0	0	0	2
266	16	0	0	0	16	6	1	0	0	7	4	0	0	0	4	3	0	0	0	3
232	18	2	0	0	20	7	0	0	0	7	0	0	0	0	0	1	0	0	0	1
273	25	0	0	0	25	3	1	0	0	4	4	0	0	0	4	4	0	0	0	4
238	32	0	0	0	32	8	0	0	0	8	2	0	0	0	2	4	0	0	0	4
192	16	3	0	0	19	7	1	0	0	8	2	0	0	0	2	12	2	0	0	14
155	16	1	0	0	17	4	0	0	0	4	1	0	0	0	1	1	0	0	0	1
192	23	0	0	0	23	3	0	0	0	3	0	2	0	0	2	2	0	0	0	2
297	20	3	0	0	23	2	0	0	0	2	0	0	0	0	0	1	0	0	0	1
216	26	1	0	0	27	6	1	0	0	7	2	1	0	0	3	3	0	0	0	3
226	27	1	0	0	28	9	2	0	0	11	5	2	0	0	7	2	0	0	0	2
248	20	1	0	1	22	5	0	0	0	5	4	0	0	0	4	4	0	0	0	4
322	28	3	0	0	31	1	0	0	1	2	0	0	0	0	0	4	1	0	0	5
252	26	4	0	0	30	6	1	0	0	7	2	0	0	0	2	2	0	0	0	2
306	29	1	0	0	30	2	0	0	0	2	0	0	0	0	0	1	0	0	0	1
186	9	2	0	0	11	4	0	0	1	5	0	0	0	0	0	2	0	0	0	2
161	19	1	0	0	20	1	2	0	0	3	4	0	0	0	4	0	0	0	0	0
128	18	0	0	0	18	3	0	0	0	3	1	0	0	0	1	6	1	0	0	7
103	10	0	0	0	10	1	0	0	1	2	0	0	0	0	0	0	0	0	0	0
207	21	1	0	0	22	9	1	0	0	10	2	0	0	0	2	0	1	0	0	1
318	32	2	0	0	34	8	0	0	0	8	4	0	0	0	4	5	0	0	0	5
268	32	4	0	0	36	7	0	0	0	7	6	0	0	0	6	1	0	0	0	1
231	20	1	0	0	21	5	0	0	0	5	4	1	0	0	5	2	1	0	1	4
195	16	1	0	0	17	6	0	0	0	6	2	0	0	0	2	5	0	0	0	5

100	9	1	0	0	10	2	0	0	0	2	3	0	0	0	3	1	0	0	0	1
209	19	0	0	0	19	6	0	0	0	6	3	1	0	0	4	4	0	0	0	4
166	22	1	0	1	24	8	0	0	0	8	4	0	0	0	4	2	0	0	0	2
181	22	0	0	0	22	2	0	0	0	2	3	0	0	0	3	1	0	0	0	1
171	17	1	0	0	18	2	0	0	0	2	0	0	0	0	0	1	1	0	0	2
174	10	2	0	0	12	1	0	0	0	1	1	0	0	0	1	5	0	0	0	5
280	17	1	0	0	18	6	1	0	0	7	3	0	0	0	3	7	0	0	0	7
211	30	1	0	0	31	5	0	0	0	5	0	0	0	0	0	1	1	0	1	3
235	17	0	0	0	17	7	0	0	0	7	1	0	0	0	1	1	1	0	0	2
224	22	0	0	0	22	7	0	0	0	7	5	1	0	0	6	4	0	0	0	4
416	43	3	0	0	46	1	2	0	1	4	6	1	0	0	7	5	0	0	0	5
327	31	4	0	0	35	1	0	0	0	1	1	0	0	0	1	1	0	0	1	2
172	13	0	0	0	13	1	0	0	0	1	0	0	0	0	0	2	1	0	0	3
202	14	0	0	0	14	6	0	0	0	6	2	0	0	0	2	1	1	0	0	2
237	19	0	0	1	20	3	0	0	0	3	3	0	0	0	3	4	0	0	0	4
50	2	0	0	0	2	2	0	0	0	2	0	0	0	0	0	3	0	0	0	3
319	31	1	1	0	33	19	0	0	1	20	7	0	0	0	7	1	1	0	0	2
219	17	1	0	1	19	14	1	0	0	15	8	0	0	0	8	8	1	0	0	9
176	20	0	0	0	20	2	0	0	0	2	1	0	0	0	1	0	0	0	0	0
210	23	0	0	0	23	14	3	0	0	17	8	0	0	0	8	3	1	0	0	4
222	21	1	0	0	22	3	0	0	0	3	5	0	0	0	5	6	0	0	0	6
202	25	1	0	0	26	5	0	0	0	5	1	0	0	0	1	3	0	0	0	3
210	18	0	0	0	18	4	0	0	0	4	4	0	0	0	4	3	2	0	0	5
117	16	1	0	0	17	18	0	0	1	19	11	1	0	0	12	1	0	0	0	1
88	8	0	0	0	8	21	0	0	0	21	6	1	0	0	7	6	0	0	0	6

91	8	1	0	0	9	17	1	0	0	18	7	1	0	0	8	3	1	0	1	5
250	21	0	0	1	22	15	1	0	0	16	6	0	0	0	6	4	0	0	0	4
114	11	0	0	0	11	3	0	0	0	3	3	0	0	0	3	1	0	0	0	1
355	31	0	0	0	31	6	1	0	0	7	4	0	0	0	4	5	0	0	0	5
252	19	0	0	0	19	13	0	0	0	13	3	0	0	0	3	6	0	0	0	6
235	30	1	0	0	31	9	0	0	0	9	1	0	0	0	1	2	0	0	0	2
141	10	0	0	0	10	5	0	0	0	5	0	0	0	0	0	1	0	0	0	1
212	22	1	0	0	23	7	1	0	0	8	4	0	0	0	4	3	1	0	0	4
299	32	0	0	1	33	3	0	0	0	3	5	0	0	0	5	2	1	0	0	3
216	23	2	2	1	28	1	0	0	0	1	2	0	0	0	2	3	0	0	0	3
221	26	0	0	0	26	1	0	0	0	1	2	0	0	0	2	4	1	0	0	5
294	37	1	0	0	38	7	2	0	0	9	6	0	0	0	6	6	1	0	0	7
277	28	0	0	0	28	2	0	0	0	2	6	0	0	0	6	3	0	0	0	3
227	22	1	0	0	23	2	0	0	0	2	4	1	0	0	5	3	0	0	0	3
261	24	8	0	0	32	1	0	0	0	1	4	2	0	0	4	2	2	0	0	4
16632	1666	84	3	9	1762	496	34	0	8	538	265	18	0	0	281	249	27	0	4	280

<i>Andrew M. Cuomo</i>	<i>Andrew M. Cuomo (MACHINE)</i>	<i>Andrew M. Cuomo (ABSENTEE)</i>	<i>Andrew M. Cuomo (ABSENTEE HC)</i>	<i>Andrew M. Cuomo (AFFIDAVIT)</i>	<i>Andrew M. Cuomo</i>	<i>Marc Molinaro (MACHINE)</i>	<i>Marc Molinaro (ABSENTEE)</i>	<i>Marc Molinaro (ABSENTEE HC)</i>	<i>Marc Molinaro (AFFIDAVIT)</i>	<i>Marc Molinaro</i>	<i>Stephanie A. Miner (MACHINE)</i>	<i>Stephanie A. Miner (ABSENTEE)</i>	<i>Stephanie A. Miner (ABSENTEE HC)</i>	<i>Stephanie A. Miner (AFFIDAVIT)</i>	<i>Stephanie A. Miner</i>	<i>Larry Sharpe (MACHINE)</i>	<i>Larry Sharpe (ABSENTEE)</i>	<i>Larry Sharpe (ABSENTEE HC)</i>	<i>Larry Sharpe (AFFIDAVIT)</i>	<i>Larry Sharpe</i>	<i>Andrew M. Cuomo TOTAL</i>
WEP	WEP	WEP	WEP	WEP	REF	REF	REF	REF	REF	SAM	SAM	SAM	SAM	SAM	LBT	LBT	LBT	LBT	LBT		
1	0	0	0	1	4	0	0	0	4	1	0	0	0	1	18	0	0	0	18	79	
2	2	0	0	4	3	0	0	0	3	9	0	0	0	9	42	0	0	0	42	133	
2	2	0	0	4	1	0	0	0	1	20	1	0	0	21	12	0	0	0	12	390	
1	0	0	0	1	7	0	0	0	7	6	1	0	0	7	9	0	0	0	9	210	
8	0	0	0	8	0	1	0	0	1	7	1	0	0	8	10	0	0	0	10	266	
0	0	0	0	0	1	0	0	0	1	3	0	0	0	3	2	0	0	0	2	27	
2	1	0	0	3	3	0	0	0	3	4	0	0	0	4	8	0	0	1	9	79	
3	0	0	0	3	2	0	0	0	2	6	0	0	0	6	10	1	0	1	12	271	
1	0	0	0	1	2	0	0	0	2	0	0	0	1	1	5	0	0	0	5	72	
4	0	1	0	5	4	0	0	0	4	4	4	0	0	8	11	0	0	0	11	231	
0	0	0	0	0	0	0	0	0	0	0	0	0	0	0	0	0	0	0	0	8	
0	0	0	0	0	0	0	0	0	0	1	0	0	0	1	3	0	0	0	3	36	
2	0	0	0	2	1	0	0	0	1	3	0	0	0	3	4	0	0	0	4	45	
2	0	0	0	2	3	0	0	0	3	5	1	0	0	6	25	1	0	0	26	241	
0	0	0	0	0	3	1	0	0	4	4	0	0	0	4	5	0	0	1	6	107	
0	0	0	0	0	3	0	0	0	3	2	2	0	0	4	8	1	0	0	9	73	

0	0	0	0	0	2	0	0	0	2	1	0	0	0	1	2	0	0	0	2	29
0	0	0	0	0	4	0	0	0	4	3	1	0	0	4	7	0	0	0	7	92
3	0	0	0	3	5	0	0	0	5	6	0	0	0	6	12	0	0	0	12	154
0	0	0	0	0	2	0	0	0	2	3	0	0	0	3	10	0	0	0	10	65
0	0	0	0	0	1	0	0	1	2	7	2	0	0	9	10	0	0	0	10	87
2	1	0	0	3	10	1	0	0	11	10	0	0	0	10	12	0	0	1	13	146
0	0	0	0	0	2	0	0	0	2	9	0	0	0	9	21	1	0	0	22	134
0	0	0	0	0	3	0	0	0	3	1	1	0	0	2	5	0	0	0	5	62
2	0	0	0	2	1	0	0	0	1	4	0	0	0	4	19	0	1	0	20	67
2	0	0	0	2	1	0	0	1	2	8	0	0	0	8	9	0	0	0	9	126
0	0	0	0	0	1	1	0	0	2	3	0	0	0	3	7	0	0	0	7	96
1	0	0	0	1	1	0	0	0	1	4	0	0	0	4	42	0	0	1	43	96
1	0	0	0	1	2	0	0	0	2	3	1	0	0	4	43	2	0	0	45	152
2	0	0	0	2	2	0	0	0	2	3	0	0	0	3	13	0	0	0	13	127
1	0	0	0	1	4	0	0	0	4	3	1	0	0	4	13	0	0	0	13	76
1	0	0	0	1	4	0	0	0	4	5	0	0	0	5	13	1	0	0	14	87
0	0	0	0	0	2	0	0	0	2	2	0	0	0	2	29	3	0	0	32	121
3	0	0	0	3	4	1	0	0	5	3	1	0	0	4	38	1	0	1	40	148
1	0	2	0	3	3	0	0	0	3	2	0	0	0	2	21	0	0	1	22	116
0	0	0	0	0	0	0	0	0	0	1	0	0	0	1	4	0	0	0	4	96
2	0	0	0	2	1	0	0	0	1	1	0	0	0	1	6	1	0	0	7	73
1	0	0	0	1	5	0	0	0	5	8	0	0	0	8	39	0	0	0	39	197
2	1	0	0	3	4	1	0	0	5	4	0	0	0	4	49	0	1	0	50	331
2	0	0	0	2	5	0	0	0	5	4	1	0	0	5	32	1	0	0	33	217
1	0	0	0	1	3	0	0	0	3	4	0	0	0	4	28	0	0	1	29	180

0	0	0	0	0	1	0	0	0	1	4	0	0	0	4	16	0	0	1	17	86
3	1	0	0	4	2	0	0	0	2	5	1	0	0	6	46	1	0	1	48	158
2	0	0	0	2	2	0	0	0	2	8	0	0	0	8	34	0	0	0	34	194
0	0	0	0	0	2	0	0	0	2	3	0	0	0	3	26	1	0	0	27	156
1	0	0	0	1	2	0	0	0	2	3	0	0	0	3	19	1	0	0	20	113
2	0	0	0	2	2	0	0	0	2	1	0	0	0	1	2	2	0	0	4	66
1	0	0	0	1	4	0	0	0	4	1	0	0	0	1	10	1	0	0	11	123
1	0	0	0	1	4	0	0	0	4	3	0	0	0	3	23	2	0	0	25	129
0	0	0	0	0	5	0	0	0	5	5	0	0	0	5	40	3	0	0	43	142
0	0	0	0	0	4	0	0	0	4	4	0	0	0	4	35	1	0	1	37	149
0	0	0	0	0	5	0	0	0	5	6	0	0	0	6	18	2	0	0	20	135
0	0	0	0	0	3	1	0	0	4	4	1	0	0	5	11	0	0	0	11	134
0	0	0	0	0	3	0	0	0	3	2	0	0	0	2	5	0	0	0	5	76
1	0	0	0	1	0	0	0	0	0	3	0	0	0	3	45	0	0	1	46	65
0	0	0	0	0	5	0	0	0	5	7	0	0	0	7	56	0	0	1	57	122
0	0	0	0	0	2	0	0	0	2	0	0	0	0	0	1	0	0	0	1	58
3	0	0	0	3	10	0	0	0	10	8	1	0	0	9	21	1	0	0	22	188
4	0	0	0	4	3	0	0	0	3	5	0	0	0	5	28	0	0	0	28	196
1	0	0	0	1	1	0	0	0	1	0	0	0	0	0	14	0	0	0	14	43
2	1	0	0	3	3	0	0	0	3	11	0	0	0	11	24	1	0	2	27	262
0	0	0	0	0	3	0	0	0	3	5	0	0	0	5	12	0	0	2	14	174
1	0	0	0	1	1	0	0	0	1	4	1	0	0	5	15	0	0	0	15	126
2	0	0	0	2	4	3	0	0	7	6	0	0	0	6	32	2	0	2	36	232
5	0	0	0	5	4	0	0	0	4	4	0	0	0	4	5	0	0	0	5	325
5	0	0	0	5	3	0	0	0	3	11	1	0	0	12	23	0	0	1	24	267

6	0	0	0	6	3	0	0	0	3	13	1	0	0	14	10	1	0	0	11	276
5	0	0	0	5	2	0	0	0	2	8	0	0	0	8	26	0	0	0	26	243
1	0	0	0	1	1	0	0	0	1	1	0	0	0	1	10	0	0	0	10	79
3	0	0	0	3	1	0	0	0	1	4	1	0	0	5	22	1	0	2	25	139
3	0	0	0	3	2	0	0	0	2	7	0	0	1	8	37	1	0	0	38	190
0	1	0	0	1	1	0	0	0	1	5	0	0	0	5	37	0	0	0	37	111
0	0	0	0	0	2	0	0	0	2	0	0	0	0	0	26	1	0	0	27	64
3	1	0	0	4	1	1	0	0	2	6	1	0	0	7	17	2	0	0	19	157
6	0	0	0	6	2	0	0	0	2	4	0	0	0	4	28	2	0	0	30	136
0	0	0	0	0	3	0	0	0	3	3	0	0	0	3	2	0	0	0	2	126
0	0	0	0	0	5	0	0	0	5	4	0	0	0	4	5	0	0	0	5	131
2	0	1	0	3	3	0	0	0	3	4	0	0	0	4	9	1	0	0	10	193
2	0	0	0	2	3	0	0	0	3	8	1	0	0	9	6	0	0	0	6	152
0	0	0	0	0	3	0	0	0	3	6	0	0	0	6	7	0	0	0	7	141
2	0	0	0	2	6	0	0	0	6	8	2	0	0	10	5	2	0	0	7	176
122	11	4	0	137	225	11	0	2	238	371	29	0	2	402	1464	42	2	22	1530	11376

TOTAL	Marc Molinaro TOTAL	WRITE IN (MACHINE)	WRITE IN (ABSENTEE)	WRITE IN (ABSENTEE HC)	WRITE IN (A
168	1	0	0	0	0
236	0	0	0	0	0
148	1	0	0	0	0
286	0	0	0	0	0
148	1	0	0	0	0
65	0	0	0	0	0
175	0	0	0	0	0
176	0	0	0	0	0
105	0	0	0	0	0
279	0	1	0	0	0
38	0	0	0	0	0
68	1	0	0	0	0
91	0	0	0	0	0
437	0	0	0	0	0
243	0	0	0	0	0
201	0	0	0	0	0

162	0	0	0	0
233	0	0	0	0
287	0	0	0	0
254	0	0	0	0
300	0	0	0	0
281	0	0	0	0
213	0	0	0	0
175	0	0	0	0
216	1	0	0	0
322	0	0	0	0
245	1	0	1	0
255	0	0	0	0
272	0	0	0	0
355	0	0	0	0
286	0	0	0	0
340	0	0	0	0
199	0	0	0	0
186	1	0	0	0
149	0	0	0	0
113	0	0	0	0
230	0	0	0	0
357	0	0	0	0
309	0	0	0	0
257	0	0	0	0
215	0	0	0	0

111	0	0	0	0
230	0	0	0	0
192	1	0	0	0
205	0	0	0	0
191	1	0	0	0
188	0	0	0	0
302	0	0	0	0
246	0	0	0	0
257	0	0	0	0
250	0	0	0	0
467	0	0	0	0
366	0	0	0	0
188	0	0	0	0
216	0	0	0	0
262	0	0	0	0
54	0	0	0	0
362	0	0	0	0
241	0	0	0	0
197	0	0	0	0
236	1	0	0	0
247	0	0	1	0
229	0	0	0	0
235	1	0	0	0
138	0	0	0	0
99	2	0	0	0

103	1	0	0	0
274	0	0	0	0
126	0	0	0	0
387	0	0	0	0
273	0	0	0	0
267	1	0	0	0
153	0	0	0	0
237	0	0	0	0
334	0	0	0	0
247	0	0	0	0
252	0	0	0	0
335	0	0	1	0
308	0	0	0	0
253	0	0	0	0
299	2	0	0	0
18632	17	1	3	0

ST. LAWRENCE COUNTY
General Election
November 6, 2018

<i>DISTRICT</i>	<i>MACHINE TURNOUT</i>	<i>ABSENTEE TURNOUT</i>	<i>AFFIDAVIT</i>	<i>TOTAL TURNOUT</i>	<i>VOTER REGISTRATION</i>	<i>% TURNOUT</i>
45th Senate District						
Clare 1	48	0	0	48	75	64%
Colton 1	692	58	3	753	1121	67%
Hopkinton 1	408	23	2	433	685	63%
Lawrence 1	474	17	2	493	944	52%
Parishville 1	324	21	1	346	542	64%
Parishville 2	437	28	5	470	835	56%
Piercefield 1	110	12	0	122	196	62%
	2493	159	13	2665	4398	61%
47th Senate District						
Brasher 1	272	9	0	281	608	46%
Brasher 2	421	26	3	450	794	57%
Clifton 1	116	3	1	120	241	50%
Clifton 2	132	17	2	151	205	74%
Fine 1	464	29	2	495	875	57%
Massena 1	655	67	2	724	1124	64%
Massena 2	498	36	12	546	996	55%
Massena 3	419	36	8	463	910	51%
Massena 4	214	11	7	232	474	49%
Massena 5	431	35	6	472	957	49%
Massena 6	426	32	6	464	885	52%
Massena 7	389	20	1	410	730	56%

Massena 8	318	26	1	345	630	55%
Norfolk 1	399	17	3	419	794	53%
Norfolk 2	450	27	2	479	956	50%
Norfolk 3	430	23	5	458	839	55%
Pierrepoint 1	568	46	3	617	1020	60%
Pierrepoint 2	465	32	7	504	778	65%
Pitcairn 1	253	8	1	262	503	52%
Potsdam 1	536	37	4	577	892	65%
Potsdam 2	429	34	2	465	770	60%
Potsdam 3	369	24	1	394	668	59%
Potsdam 4	492	41	7	540	940	57%
Potsdam 5	462	43	14	519	816	64%
Potsdam 6	408	33	5	446	920	48%
Potsdam 7	403	40	6	449	713	63%
Potsdam 8	556	39	2	597	957	62%
Russell 1	575	22	2	599	1148	52%
Stockholm 1	510	19	3	532	924	58%
Stockholm 2	427	22	2	451	786	57%
Stockholm 3	245	8	3	256	467	55%
	12732	862	123	13717	24320	56%
48th Senate District						
Canton 1	545	71	5	621	898	69%
Canton 2	506	42	3	551	907	61%
Canton 3	415	58	5	478	695	69%
Canton 4	109	3	0	112	180	62%
Canton 5	263	14	5	282	447	63%
Canton 6	458	29	9	496	808	61%
Canton 7	170	17	1	188	311	60%
Canton 8	538	56	2	596	975	61%
DeKalb 1	362	24	4	390	667	58%
DeKalb 2	291	11	2	304	505	60%
DePeyster 1	200	9	1	210	355	59%
Edwards 1	334	18	0	352	625	56%
Fowler 1	338	17	1	356	596	60%

Fowler 2	392	29	2	423	761	56%
Gouverneur 1	435	45	3	483	864	56%
Gouverneur 2	371	36	1	408	913	45%
Gouverneur 3	252	10	1	263	503	52%
Gouverneur 4	301	14	1	316	614	51%
Hammond 1	444	48	1	493	816	60%
Hermon 1	352	33	2	387	653	59%
Lisbon 1	477	29	12	518	865	60%
Lisbon 2	381	21	2	404	721	56%
Lisbon 3	449	27	2	478	824	58%
Louisville 1	345	31	6	382	647	59%
Louisville 2	372	26	3	401	662	61%
Louisville 3	279	25	3	307	470	65%
Louisville 4	197	23	2	222	330	67%
Macomb 1	316	26	2	344	536	64%
Madrid 1	597	35	5	637	1014	63%
Morristown 1	241	33	1	275	480	57%
Morristown 2	418	38	2	458	716	64%
Oswegatchie 1	605	46	6	657	1138	58%
Oswegatchie 2	495	55	9	559	939	60%
Oswegatchie 3	258	26	3	287	445	64%
Rossie 1	219	14	0	233	412	57%
Waddington 1	394	51	2	447	684	65%
Waddington 2	497	29	4	530	893	59%
Ogdensburg 1	379	30	3	412	809	51%
Ogdensburg 2	395	15	3	413	934	44%
Ogdensburg 3	545	44	7	596	1038	57%
Ogdensburg 4	481	19	3	503	921	55%
Ogdensburg 5	398	23	6	427	878	49%
Ogdensburg 6	449	70	3	522	898	58%
	16263	1320	138	17721	30347	58%
TOTAL	31,488	2,341	274	34,103	59,065	58%

<i>Andrew M. Cuomo (MACHINE)</i>	<i>Andrew M. Cuomo(ABSENTEE)</i>	<i>Andrew M. Cuomo (ABSENTEE HC)</i>	<i>Andrew M. Cuomo (AFFIDAVIT)</i>	<i>Andrew M. Cuomo</i>	<i>Marc Molinaro (MACHINE)</i>	<i>Marc Molinaro (ABSENTEE)</i>	<i>Marc Molinaro (ABSENTEE HC)</i>	<i>Marc Molinaro (AFFIDAVIT)</i>	
DEM	DEM	DEM	DEM	DEM	REP	REP	REP	REP	
8	0	0	0	8	35	0	0	0	
201	28	0	0	229	377	19	0	2	
77	8	1	0	86	219	6	0	1	
140	3	0	0	143	237	10	0	1	
55	5	0	0	60	190	12	0	0	
100	13	0	2	115	223	13	0	1	
46	9	0	0	55	47	3	0	0	
627	66	1	2	696	1328	63	0	5	
72	4	0	0	76	143	2	0	0	
110	12	0	2	124	201	10	0	1	
33	1	0	0	34	64	0	0	0	
34	5	0	0	39	66	12	0	2	
130	12	0	2	144	253	13	0	0	
286	34	0	1	321	248	18	1	1	
187	15	0	4	206	217	9	0	5	
153	15	1	3	172	176	15	0	4	
74	5	0	3	82	93	4	0	3	
134	11	0	1	146	192	13	0	4	
165	18	1	2	186	157	5	1	3	
137	15	0	0	152	177	3	0	1	

100	9	1	0	110	160	10	0	1
121	3	0	1	125	200	9	1	1
124	14	1	0	139	227	6	0	2
129	10	0	0	139	212	8	0	4
148	25	1	2	176	306	13	0	0
153	18	0	4	175	209	8	0	2
38	3	0	0	41	170	5	0	1
228	17	0	2	247	202	8	0	0
150	12	1	0	163	205	15	2	0
108	11	1	1	121	194	6	2	0
200	20	0	1	221	196	10	0	4
266	30	0	11	307	110	5	0	2
222	24	0	3	249	86	2	0	0
234	19	0	4	257	87	3	0	1
210	18	0	0	228	232	16	1	1
119	8	0	0	127	345	10	0	0
169	8	0	1	178	242	9	0	1
103	4	0	0	107	219	14	0	2
56	4	0	3	63	138	3	0	0
4393	404	7	51	4855	5727	264	8	46
320	34	3	5	362	115	13	0	0
181	15	1	1	198	228	14	0	2
212	25	0	3	240	106	19	1	2
26	0	0	0	26	52	2	0	0
63	1	0	1	65	145	9	0	2
237	10	1	7	255	142	9	0	0
61	7	0	0	68	86	6	0	0
183	23	3	1	210	229	8	0	1
92	9	0	1	102	198	8	1	1
64	2	0	0	66	166	3	0	1
21	3	0	0	24	139	6	0	1
80	7	0	0	87	199	9	0	0
58	6	0	0	64	223	8	0	1

67	11	1	0	79	261	11	0	1
116	16	4	1	137	224	13	0	1
106	11	0	1	118	181	11	0	0
56	4	0	0	60	150	4	0	1
57	4	0	0	61	185	6	0	1
105	18	0	0	123	276	20	1	0
77	12	1	0	90	204	8	2	2
107	7	0	6	120	303	14	0	5
68	3	0	0	71	239	11	0	2
77	8	0	0	85	288	15	1	2
105	14	0	0	119	177	6	0	3
127	13	0	1	141	156	4	0	1
92	11	0	2	105	121	7	0	0
83	13	0	0	96	93	9	0	1
57	11	0	0	68	198	7	0	2
168	17	0	2	187	303	12	0	3
46	11	1	0	58	160	13	0	1
100	12	0	0	112	258	20	0	2
109	12	0	2	123	393	19	1	3
110	18	2	1	131	299	21	0	7
62	9	0	2	73	157	14	0	1
64	9	1	0	74	112	2	0	0
120	24	1	0	145	195	15	0	2
112	9	0	1	122	282	15	0	2
109	9	2	1	121	209	6	0	1
116	8	0	0	124	215	3	0	3
163	10	3	1	177	278	10	0	6
131	8	0	2	141	267	9	0	1
120	11	0	2	133	216	7	0	4
138	26	1	1	166	239	20	0	2
4566	491	25	45	5127	8667	446	7	71
9,586	961	33	98	10,678	15,722	773	15	122

171	17	1	0	0	18	2	0	0	0
211	30	1	0	0	31	5	0	0	0
235	17	0	0	0	17	7	0	0	0
224	22	0	0	0	22	7	0	0	0
319	31	1	1	0	33	19	0	0	1
219	17	1	0	1	19	14	1	0	0
176	20	0	0	0	20	2	0	0	0
210	23	0	0	0	23	14	3	0	0
222	21	1	0	0	22	3	0	0	0
202	25	1	0	0	26	5	0	0	0
210	18	0	0	0	18	4	0	0	0
117	16	1	0	0	17	18	0	0	1
88	8	0	0	0	8	21	0	0	0
91	8	1	0	0	9	17	1	0	0
250	21	0	0	1	22	15	1	0	0
355	31	0	0	0	31	6	1	0	0
252	19	0	0	0	19	13	0	0	0
235	30	1	0	0	31	9	0	0	0
141	10	0	0	0	10	5	0	0	0
6045	592	19	1	3	615	247	8	0	2
128	19	0	0	0	19	16	2	0	0
244	33	2	0	0	35	8	1	0	0
128	17	2	0	0	19	17	4	0	0
54	10	0	0	0	10	8	0	0	0
156	15	0	0	1	16	4	0	0	0
151	22	1	0	0	23	6	1	0	1
92	10	1	0	0	11	0	0	0	0
238	35	2	0	0	37	25	2	0	0
208	28	2	0	1	31	5	1	0	0
170	27	1	0	0	28	5	0	0	1
146	14	0	0	0	14	6	0	0	0
208	20	1	0	0	21	4	0	0	0
232	18	2	0	0	20	7	0	0	0

273	25	0	0	0	25	3	1	0	0
238	32	0	0	0	32	8	0	0	0
192	16	3	0	0	19	7	1	0	0
155	16	1	0	0	17	4	0	0	0
192	23	0	0	0	23	3	0	0	0
297	20	3	0	0	23	2	0	0	0
216	26	1	0	0	27	6	1	0	0
322	28	3	0	0	31	1	0	0	1
252	26	4	0	0	30	6	1	0	0
306	29	1	0	0	30	2	0	0	0
186	9	2	0	0	11	4	0	0	1
161	19	1	0	0	20	1	2	0	0
128	18	0	0	0	18	3	0	0	0
103	10	0	0	0	10	1	0	0	1
207	21	1	0	0	22	9	1	0	0
318	32	2	0	0	34	8	0	0	0
174	10	2	0	0	12	1	0	0	0
280	17	1	0	0	18	6	1	0	0
416	43	3	0	0	46	1	2	0	1
327	31	4	0	0	35	1	0	0	0
172	13	0	0	0	13	1	0	0	0
114	11	0	0	0	11	3	0	0	0
212	22	1	0	0	23	7	1	0	0
299	32	0	0	1	33	3	0	0	0
216	23	2	2	1	28	1	0	0	0
221	26	0	0	0	26	1	0	0	0
294	37	1	0	0	38	7	2	0	0
277	28	0	0	0	28	2	0	0	0
227	22	1	0	0	23	2	0	0	0
261	24	8	0	0	32	1	0	0	0
9191	957	59	2	4	1022	216	24	0	6
16,632	1,666	84	3	9	1,762	496	34	0	8

<i>AFFIDAVIT</i>	<i>Howie Hawkins</i>	<i>Andrew M. Cuomo (MACHINE)</i>	<i>Andrew M. Cuomo (ABSENTEE)</i>	<i>Andrew M. Cuomo (ABSENTEE HC)</i>	<i>Andrew M. Cuomo (AFFIDAVIT)</i>	<i>Andrew M. Cuomo</i>	<i>Andrew M. Cuomo (MACHINE)</i>	<i>Andrew M. Cuomo (ABSENTEE)</i>	<i>Andrew M. Cuomo (ABSENTEE HC)</i>	<i>Andrew M. Cuomo (AFFIDAVIT)</i>	<i>Andrew M. Cuomo</i>
GRE	WOR	WOR	WOR	WOR	WOR	IND	IND	IND	IND	IND	IND
0	0	0	0	0	0	0	0	0	0	0	0
8	3	0	0	0	0	3	7	0	0	0	7
11	5	2	0	0	0	7	2	0	0	0	2
5	4	0	0	0	0	4	4	0	0	0	4
6	2	0	0	0	0	2	1	1	0	0	2
3	3	0	0	0	0	3	4	0	0	0	4
2	0	0	0	0	0	0	3	0	0	0	3
35	17	2	0	0	0	19	21	1	0	0	22
4	0	0	0	0	0	0	2	0	0	0	2
11	1	0	0	0	0	1	4	0	0	0	4
3	1	0	0	0	0	1	0	1	0	0	1
1	3	0	0	0	0	3	1	0	0	0	1
7	4	0	0	0	0	4	3	0	0	0	3
7	6	0	0	0	0	6	1	0	0	0	1
5	4	1	0	0	0	5	2	1	0	1	4
6	2	0	0	0	0	2	5	0	0	0	5
2	3	0	0	0	0	3	1	0	0	0	1
6	3	1	0	0	0	4	4	0	0	0	4
8	4	0	0	0	0	4	2	0	0	0	2
2	3	0	0	0	0	3	1	0	0	0	1

2	0	0	0	0	0	1	1	0	0	2
5	0	0	0	0	0	1	1	0	1	3
7	1	0	0	0	1	1	1	0	0	2
7	5	1	0	0	6	4	0	0	0	4
20	7	0	0	0	7	1	1	0	0	2
15	8	0	0	0	8	8	1	0	0	9
2	1	0	0	0	1	0	0	0	0	0
17	8	0	0	0	8	3	1	0	0	4
3	5	0	0	0	5	6	0	0	0	6
5	1	0	0	0	1	3	0	0	0	3
4	4	0	0	0	4	3	2	0	0	5
19	11	1	0	0	12	1	0	0	0	1
21	6	1	0	0	7	6	0	0	0	6
18	7	1	0	0	8	3	1	0	1	5
16	6	0	0	0	6	4	0	0	0	4
7	4	0	0	0	4	5	0	0	0	5
13	3	0	0	0	3	6	0	0	0	6
9	1	0	0	0	1	2	0	0	0	2
5	0	0	0	0	0	1	0	0	0	1
257	112	6	0	0	118	85	11	0	3	99
18	14	2	0	0	16	7	1	0	0	8
9	5	0	0	0	5	6	0	0	0	6
21	14	0	0	0	14	4	0	0	0	4
8	1	0	0	0	1	0	0	0	0	0
4	5	1	0	0	6	5	0	0	0	5
8	8	0	0	0	8	5	0	0	0	5
0	0	0	0	0	0	3	0	0	0	3
27	9	0	0	0	9	6	1	0	0	7
6	1	0	0	0	1	4	0	0	0	4
6	1	0	0	0	1	5	1	0	0	6
6	4	0	0	0	4	1	0	0	0	1
4	3	0	0	0	3	2	0	0	0	2
7	0	0	0	0	0	1	0	0	0	1

<i>Andrew M. Cuomo (MACHINE)</i>	<i>Andrew M. Cuomo (ABSENTEE)</i>	<i>Andrew M. Cuomo (ABSENTEE HC)</i>	<i>Andrew M. Cuomo (AFFIDAVIT)</i>	<i>Andrew M. Cuomo</i>	<i>Marc Molinaro (MACHINE)</i>	<i>Marc Molinaro (ABSENTEE)</i>	<i>Marc Molinaro (ABSENTEE HC)</i>	<i>Marc Molinaro (AFFIDAVIT)</i>	<i>Marc Molinaro</i>	<i>Stephanie A. Miner (MACHINE)</i>
WEP	WEP	WEP	WEP	WEP	REF	REF	REF	REF	REF	SAM
0	0	0	0	0	0	0	0	0	0	0
2	0	0	0	2	3	0	0	0	3	5
1	0	0	0	1	1	0	0	0	1	4
1	0	0	0	1	2	0	0	0	2	3
1	0	0	0	1	0	0	0	0	0	3
0	0	0	0	0	5	0	0	0	5	7
0	0	0	0	0	2	0	0	0	2	0
5	0	0	0	5	13	0	0	0	13	22
1	0	0	0	1	4	0	0	0	4	1
2	2	0	0	4	3	0	0	0	3	9
0	0	0	0	0	0	0	0	0	0	1
2	0	0	0	2	1	0	0	0	1	3
3	0	0	0	3	5	0	0	0	5	6
2	1	0	0	3	4	1	0	0	5	4
2	0	0	0	2	5	0	0	0	5	4
1	0	0	0	1	3	0	0	0	3	4
0	0	0	0	0	1	0	0	0	1	4
3	1	0	0	4	2	0	0	0	2	5
2	0	0	0	2	2	0	0	0	2	8
0	0	0	0	0	2	0	0	0	2	3

1	0	0	0	1	2	0	0	0	2	3
1	0	0	0	1	4	0	0	0	4	3
0	0	0	0	0	5	0	0	0	5	5
0	0	0	0	0	4	0	0	0	4	4
3	0	0	0	3	10	0	0	0	10	8
4	0	0	0	4	3	0	0	0	3	5
1	0	0	0	1	1	0	0	0	1	0
2	1	0	0	3	3	0	0	0	3	11
0	0	0	0	0	3	0	0	0	3	5
1	0	0	0	1	1	0	0	0	1	4
2	0	0	0	2	4	3	0	0	7	6
5	0	0	0	5	4	0	0	0	4	4
5	0	0	0	5	3	0	0	0	3	11
6	0	0	0	6	3	0	0	0	3	13
5	0	0	0	5	2	0	0	0	2	8
3	0	0	0	3	1	0	0	0	1	4
3	0	0	0	3	2	0	0	0	2	7
0	1	0	0	1	1	0	0	0	1	5
0	0	0	0	0	2	0	0	0	2	0
60	6	0	0	66	90	4	0	0	94	158
2	2	0	0	4	1	0	0	0	1	20
1	0	0	0	1	7	0	0	0	7	6
8	0	0	0	8	0	1	0	0	1	7
0	0	0	0	0	1	0	0	0	1	3
2	1	0	0	3	3	0	0	0	3	4
3	0	0	0	3	2	0	0	0	2	6
1	0	0	0	1	2	0	0	0	2	0
4	0	1	0	5	4	0	0	0	4	4
0	0	0	0	0	3	1	0	0	4	4
0	0	0	0	0	3	0	0	0	3	2
0	0	0	0	0	2	0	0	0	2	1
0	0	0	0	0	4	0	0	0	4	3
0	0	0	0	0	2	0	0	0	2	3

0	0	0	0	0	1	0	0	1	2	7
2	1	0	0	3	10	1	0	0	11	10
0	0	0	0	0	2	0	0	0	2	9
0	0	0	0	0	3	0	0	0	3	1
2	0	0	0	2	1	0	0	0	1	4
2	0	0	0	2	1	0	0	1	2	8
0	0	0	0	0	1	1	0	0	2	3
2	0	0	0	2	2	0	0	0	2	3
1	0	0	0	1	4	0	0	0	4	3
1	0	0	0	1	4	0	0	0	4	5
0	0	0	0	0	2	0	0	0	2	2
3	0	0	0	3	4	1	0	0	5	3
1	0	2	0	3	3	0	0	0	3	2
0	0	0	0	0	0	0	0	0	0	1
2	0	0	0	2	1	0	0	0	1	1
1	0	0	0	1	5	0	0	0	5	8
2	0	0	0	2	2	0	0	0	2	1
1	0	0	0	1	4	0	0	0	4	1
0	0	0	0	0	5	0	0	0	5	6
0	0	0	0	0	3	1	0	0	4	4
0	0	0	0	0	3	0	0	0	3	2
1	0	0	0	1	1	0	0	0	1	1
3	1	0	0	4	1	1	0	0	2	6
6	0	0	0	6	2	0	0	0	2	4
0	0	0	0	0	3	0	0	0	3	3
0	0	0	0	0	5	0	0	0	5	4
2	0	1	0	3	3	0	0	0	3	4
2	0	0	0	2	3	0	0	0	3	8
0	0	0	0	0	3	0	0	0	3	6
2	0	0	0	2	6	0	0	0	6	8
57	5	4	0	66	122	7	0	2	131	191
122	11	4	0	137	225	11	0	2	238	371

Governor of New York

<i>Stephanie A. Miner (MACHINE)</i>	<i>Stephanie A. Miner (ABSENTEE)</i>	<i>Stephanie A. Miner (ABSENTEE HC)</i>	<i>Stephanie A. Miner (AFFIDAVIT)</i>	<i>Stephanie A. Miner</i>	<i>Larry Sharpe (MACHINE)</i>	<i>Larry Sharpe (ABSENTEE)</i>	<i>Larry Sharpe (ABSENTEE HC)</i>	<i>Larry Sharpe (AFFIDAVIT)</i>	<i>Larry Sharpe</i>	<i>Andrew M. Cuomo TOTAL</i>
SAM	SAM	SAM	SAM	LBT	LBT	LBT	LBT	LBT		
0	0	0	0	0	0	0	0	0	0	8
1	0	0	6	25	1	0	0	26	241	
0	0	0	4	42	0	0	1	43	96	
1	0	0	4	43	2	0	0	45	152	
0	0	0	3	45	0	0	1	46	65	
0	0	0	7	56	0	0	1	57	122	
0	0	0	0	1	0	0	0	1	58	
2	0	0	24	212	3	0	3	218	742	
0	0	0	1	18	0	0	0	18	79	
0	0	0	9	42	0	0	0	42	133	
0	0	0	1	3	0	0	0	3	36	
0	0	0	3	4	0	0	0	4	45	
0	0	0	6	12	0	0	0	12	154	
0	0	0	4	49	0	1	0	50	331	
1	0	0	5	32	1	0	0	33	217	
0	0	0	4	28	0	0	1	29	180	
0	0	0	4	16	0	0	1	17	86	
1	0	0	6	46	1	0	1	48	158	
0	0	0	8	34	0	0	0	34	194	
0	0	0	3	26	1	0	0	27	156	

0	0	0	3	19	1	0	0	20	113
0	0	0	3	23	2	0	0	25	129
0	0	0	5	40	3	0	0	43	142
0	0	0	4	35	1	0	1	37	149
1	0	0	9	21	1	0	0	22	188
0	0	0	5	28	0	0	0	28	196
0	0	0	0	14	0	0	0	14	43
0	0	0	11	24	1	0	2	27	262
0	0	0	5	12	0	0	2	14	174
1	0	0	5	15	0	0	0	15	126
0	0	0	6	32	2	0	2	36	232
0	0	0	4	5	0	0	0	5	325
1	0	0	12	23	0	0	1	24	267
1	0	0	14	10	1	0	0	11	276
0	0	0	8	26	0	0	0	26	243
1	0	0	5	22	1	0	2	25	139
0	0	1	8	37	1	0	0	38	190
0	0	0	5	37	0	0	0	37	111
0	0	0	0	26	1	0	0	27	64
7	0	1	166	759	18	1	13	791	5138
1	0	0	21	12	0	0	0	12	390
1	0	0	7	9	0	0	0	9	210
1	0	0	8	10	0	0	0	10	266
0	0	0	3	2	0	0	0	2	27
0	0	0	4	8	0	0	1	9	79
0	0	0	6	10	1	0	1	12	271
0	0	1	1	5	0	0	0	5	72
4	0	0	8	11	0	0	0	11	231
0	0	0	4	5	0	0	1	6	107
2	0	0	4	8	1	0	0	9	73
0	0	0	1	2	0	0	0	2	29
1	0	0	4	7	0	0	0	7	92
0	0	0	3	10	0	0	0	10	65

	<i>Marc Molinaro TOTAL</i>	<i>WRITE IN (MACHINE)</i>	<i>WRITE IN (ABSENTEE)</i>	<i>WRITE IN (ABSENTEE HC)</i>	<i>WRITE IN (AFFIDAVIT)</i>	<i>WRITE IN</i>	<i>UNDER / OVER VOTES</i>	<i>TOTAL VOTES CAST</i>	<i>Whole Number</i>
	38	0	0	0	0	0	2	46	48
	437	0	0	0	0	0	35	718	753
	255	0	0	0	0	0	24	409	433
	272	0	0	0	0	0	15	478	493
	216	0	0	0	0	0	10	336	346
	262	0	0	0	0	0	19	451	470
	54	0	0	0	0	0	7	115	122
	1534	0	0	0	0	0	112	2553	2665
	168	1	0	0	0	1	10	271	281
	236	0	0	0	0	0	19	431	450
	68	1	0	0	0	1	8	112	120
	91	0	0	0	0	0	7	144	151
	287	0	0	0	0	0	29	466	495
	309	0	0	0	0	0	23	701	724
	257	0	0	0	0	0	29	517	546
	215	0	0	0	0	0	29	434	463
	111	0	0	0	0	0	12	220	232
	230	0	0	0	0	0	24	448	472
	192	1	0	0	0	1	27	437	464
	205	0	0	0	0	0	17	393	410

191	1	0	0	0	1	15	330	345
246	0	0	0	0	0	11	408	419
257	0	0	0	0	0	25	454	479
250	0	0	0	0	0	11	447	458
362	0	0	0	0	0	16	601	617
241	0	0	0	0	0	19	485	504
197	0	0	0	0	0	6	256	262
236	1	0	0	0	1	23	554	577
247	0	0	1	0	1	21	444	465
229	0	0	0	0	0	14	380	394
235	1	0	0	0	1	26	514	540
138	0	0	0	0	0	28	491	519
99	2	0	0	0	2	21	425	446
103	1	0	0	0	1	26	423	449
274	0	0	0	0	0	30	567	597
387	0	0	0	0	0	36	563	599
273	0	0	0	0	0	10	522	532
267	1	0	0	0	1	21	430	451
153	0	0	0	0	0	7	249	256
6754	10	0	1	0	11	600	13117	13717
148	1	0	0	0	1	31	590	621
286	0	0	0	0	0	30	521	551
148	1	0	0	0	1	24	454	478
65	0	0	0	0	0	7	105	112
175	0	0	0	0	0	11	271	282
176	0	0	0	0	0	23	473	496
105	0	0	0	0	0	5	183	188
279	0	1	0	0	1	39	557	596
243	0	0	0	0	0	24	366	390
201	0	0	0	0	0	11	293	304
162	0	0	0	0	0	10	200	210
233	0	0	0	0	0	12	340	352
254	0	0	0	0	0	17	339	356

300	0	0	0	0	0	13	410	423
281	0	0	0	0	0	25	458	483
213	0	0	0	0	0	22	386	408
175	0	0	0	0	0	15	248	263
216	1	0	0	0	1	5	311	316
322	0	0	0	0	0	26	467	493
245	1	0	1	0	2	27	360	387
355	0	0	0	0	0	18	500	518
286	0	0	0	0	0	18	386	404
340	0	0	0	0	0	30	448	478
199	0	0	0	0	0	23	359	382
186	1	0	0	0	1	19	382	401
149	0	0	0	0	0	15	292	307
113	0	0	0	0	0	6	216	222
230	0	0	0	0	0	23	321	344
357	0	0	0	0	0	28	609	637
188	0	0	0	0	0	15	260	275
302	0	0	0	0	0	14	444	458
467	0	0	0	0	0	25	632	657
366	0	0	0	0	0	42	517	559
188	0	0	0	0	0	15	272	287
126	0	0	0	0	0	14	219	233
237	0	0	0	0	0	19	428	447
334	0	0	0	0	0	23	507	530
247	0	0	0	0	0	33	379	412
252	0	0	0	0	0	20	393	413
335	0	0	1	0	1	44	552	596
308	0	0	0	0	0	26	477	503
253	0	0	0	0	0	18	409	427
299	2	0	0	0	2	27	495	522
10344	7	1	2	0	10	892	16829	17721
18,632	17	1	3	0	21	1,604	32,499	34,103

7

ST. LAWRENCE COUNTY
General Election
November 6, 2018


<i>DISTRICT</i>	<i>MACHINE TURNOUT</i>	<i>ABSENTEE TURNOUT</i>	<i>AFFIDAVIT</i>	<i>TOTAL TURNOUT</i>	<i>VOTER REGISTRATION</i>	<i>% TURNOUT</i>
115th Assembly						
Brasher 1	272	9	0	281	608	46%
Brasher 2	421	26	3	450	794	57%
Hopkinton 1	408	23	2	433	685	63%
Lawrence 1	474	17	2	493	944	52%
Piercefield 1	110	12	0	122	196	62%
	1685	87	7	1779	3227	55%
116th Assembly						
Canton 1	545	71	5	621	898	69%
Canton 2	506	42	3	551	907	61%
Canton 3	415	58	5	478	695	69%
Canton 4	109	3	0	112	180	62%
Canton 5	263	14	5	282	447	63%
Canton 6	458	29	9	496	808	61%
Canton 7	170	17	1	188	311	60%
Canton 8	538	56	2	596	975	61%
DePeyster 1	200	9	1	210	355	59%
Hammond 1	444	48	1	493	816	60%
Lisbon 1	477	29	12	518	865	60%
Lisbon 2	381	21	2	404	721	56%
Lisbon 3	449	27	2	478	824	58%
Louisville 1	345	31	6	382	647	59%

Louisville 2	372	26	3	401	662	61%
Louisville 3	279	25	3	307	470	65%
Louisville 4	197	23	2	222	330	67%
Macomb 1	316	26	2	344	536	64%
Massena 1	655	67	2	724	1124	64%
Massena 2	498	36	12	546	996	55%
Massena 3	419	36	8	463	910	51%
Massena 4	214	11	7	232	474	49%
Massena 5	431	35	6	472	957	49%
Massena 6	426	32	6	464	885	52%
Massena 7	389	20	1	410	730	56%
Massena 8	318	26	1	345	630	55%
Morristown 1	241	33	1	275	480	57%
Morristown 2	418	38	2	458	716	64%
Oswegatchie 1	605	46	6	657	1138	58%
Oswegatchie 2	495	55	9	559	939	60%
Oswegatchie 3	258	26	3	287	445	64%
Potsdam 1	536	37	4	577	892	65%
Potsdam 2	429	34	2	465	770	60%
Potsdam 3	369	24	1	394	668	59%
Potsdam 4	492	41	7	540	940	57%
Potsdam 5	462	43	14	519	816	64%
Potsdam 6	408	33	5	446	920	48%
Potsdam 7	403	40	6	449	713	63%
Potsdam 8	556	39	2	597	957	62%
Rossie 1	219	14	0	233	412	57%
Waddington 1	394	51	2	447	684	65%
Waddington 2	497	29	4	530	893	59%
Ogdensburg 1	379	30	3	412	809	51%
Ogdensburg 2	395	15	3	413	934	44%
Ogdensburg 3	545	44	7	596	1038	57%
Ogdensburg 4	481	19	3	503	921	55%
Ogdensburg 5	398	23	6	427	878	49%
Ogdensburg 6	449	70	3	522	898	58%

	19243	1602	200	21045	36014	58%
117th Assembly						
DeKalb 1	362	24	4	390	667	58%
DeKalb 2	291	11	2	304	505	60%
Edwards 1	334	18	0	352	625	56%
Fowler 1	338	17	1	356	596	60%
Fowler 2	392	29	2	423	761	56%
Gouverneur 1	435	45	3	483	864	56%
Gouverneur 2	371	36	1	408	913	45%
Gouverneur 3	252	10	1	263	503	52%
Gouverneur 4	301	14	1	316	614	51%
Hermon 1	352	33	2	387	653	59%
Pitcairn 1	253	8	1	262	503	52%
Russell 1	575	22	2	599	1148	52%
	4256	267	20	4543	8352	54%
118th Assembly						
Clare 1	48	0	0	48	75	64%
Clifton 1	116	3	1	120	241	50%
Clifton 2	132	17	2	151	205	74%
Colton 1	692	58	3	753	1121	67%
Fine 1	464	29	2	495	875	57%
Madrid 1	597	35	5	637	1014	63%
Norfolk 1	399	17	3	419	794	53%
Norfolk 2	450	27	2	479	956	50%
Norfolk 3	430	23	5	458	839	55%
Parishville 1	324	21	1	346	542	64%
Parishville 2	437	28	5	470	835	56%
Pierrepoint 1	568	46	3	617	1020	60%
Pierrepoint 2	465	32	7	504	778	65%
Stockholm 1	510	19	3	532	924	58%
Stockholm 2	427	22	2	451	786	57%
Stockholm 3	245	8	3	256	467	55%
	6304	385	47	6736	11472	59%
TOTAL	31,488	2,341	274	34,103	59,065	58%

<i>Andrew M. Cuomo (MACHINE)</i>	<i>Andrew M. Cuomo(ABSENTEE)</i>	<i>Andrew M. Cuomo (ABSENTEE HC)</i>	<i>Andrew M. Cuomo (AFFIDAVIT)</i>	<i>Andrew M. Cuomo</i>	<i>Marc Molinaro (MACHINE)</i>	<i>Marc Molinaro (ABSENTEE)</i>	<i>Marc Molinaro (ABSENTEE HC)</i>	<i>Marc Molinaro (AFFIDAVIT)</i>
DEM	DEM	DEM	DEM	DEM	REP	REP	REP	REP
72	4	0	0	76	143	2	0	0
110	12	0	2	124	201	10	0	1
77	8	1	0	86	219	6	0	1
140	3	0	0	143	237	10	0	1
46	9	0	0	55	47	3	0	0
445	36	1	2	484	847	31	0	3
320	34	3	5	362	115	13	0	0
181	15	1	1	198	228	14	0	2
212	25	0	3	240	106	19	1	2
26	0	0	0	26	52	2	0	0
63	1	0	1	65	145	9	0	2
237	10	1	7	255	142	9	0	0
61	7	0	0	68	86	6	0	0
183	23	3	1	210	229	8	0	1
21	3	0	0	24	139	6	0	1
105	18	0	0	123	276	20	1	0
107	7	0	6	120	303	14	0	5
68	3	0	0	71	239	11	0	2
77	8	0	0	85	288	15	1	2
105	14	0	0	119	177	6	0	3

127	13	0	1	141	156	4	0	1
92	11	0	2	105	121	7	0	0
83	13	0	0	96	93	9	0	1
57	11	0	0	68	198	7	0	2
286	34	0	1	321	248	18	1	1
187	15	0	4	206	217	9	0	5
153	15	1	3	172	176	15	0	4
74	5	0	3	82	93	4	0	3
134	11	0	1	146	192	13	0	4
165	18	1	2	186	157	5	1	3
137	15	0	0	152	177	3	0	1
100	9	1	0	110	160	10	0	1
46	11	1	0	58	160	13	0	1
100	12	0	0	112	258	20	0	2
109	12	0	2	123	393	19	1	3
110	18	2	1	131	299	21	0	7
62	9	0	2	73	157	14	0	1
228	17	0	2	247	202	8	0	0
150	12	1	0	163	205	15	2	0
108	11	1	1	121	194	6	2	0
200	20	0	1	221	196	10	0	4
266	30	0	11	307	110	5	0	2
222	24	0	3	249	86	2	0	0
234	19	0	4	257	87	3	0	1
210	18	0	0	228	232	16	1	1
64	9	1	0	74	112	2	0	0
120	24	1	0	145	195	15	0	2
112	9	0	1	122	282	15	0	2
109	9	2	1	121	209	6	0	1
116	8	0	0	124	215	3	0	3
163	10	3	1	177	278	10	0	6
131	8	0	2	141	267	9	0	1
120	11	0	2	133	216	7	0	4
138	26	1	1	166	239	20	0	2



<i>(AFFIDAVIT)</i>	<i>Marc Molinaro</i>	<i>Marc Molinaro (MACHINE)</i>	<i>Marc Molinaro (ABSENTEE)</i>	<i>Marc Molinaro (ABSENTEE HC)</i>	<i>Marc Molinaro (AFFIDAVIT)</i>	<i>Marc Molinaro</i>	<i>Howie Hawkins (MACHINE)</i>	<i>Howie Hawkins (ABSENTEE)</i>	<i>Howie Hawkins (ABSENTEE HC)</i>	<i>Howie Hawkins (AFFIDAVIT)</i>
REP	CON	CON	CON	CON	CON	GRE	GRE	GRE	GRE	GRE
145	19	0	0	0	19	4	0	0	0	0
212	20	1	0	0	21	11	0	0	0	0
226	27	1	0	0	28	9	2	0	0	0
248	20	1	0	1	22	5	0	0	0	0
50	2	0	0	0	2	2	0	0	0	0
881	88	3	0	1	92	31	2	0	0	0
128	19	0	0	0	19	16	2	0	0	0
244	33	2	0	0	35	8	1	0	0	0
128	17	2	0	0	19	17	4	0	0	0
54	10	0	0	0	10	8	0	0	0	0
156	15	0	0	1	16	4	0	0	0	0
151	22	1	0	0	23	6	1	0	0	1
92	10	1	0	0	11	0	0	0	0	0
238	35	2	0	0	37	25	2	0	0	0
146	14	0	0	0	14	6	0	0	0	0
297	20	3	0	0	23	2	0	0	0	0
322	28	3	0	0	31	1	0	0	0	1
252	26	4	0	0	30	6	1	0	0	0
306	29	1	0	0	30	2	0	0	0	0
186	9	2	0	0	11	4	0	0	0	1

161	19	1	0	0	20	1	2	0	0
128	18	0	0	0	18	3	0	0	0
103	10	0	0	0	10	1	0	0	1
207	21	1	0	0	22	9	1	0	0
268	32	4	0	0	36	7	0	0	0
231	20	1	0	0	21	5	0	0	0
195	16	1	0	0	17	6	0	0	0
100	9	1	0	0	10	2	0	0	0
209	19	0	0	0	19	6	0	0	0
166	22	1	0	1	24	8	0	0	0
181	22	0	0	0	22	2	0	0	0
171	17	1	0	0	18	2	0	0	0
174	10	2	0	0	12	1	0	0	0
280	17	1	0	0	18	6	1	0	0
416	43	3	0	0	46	1	2	0	1
327	31	4	0	0	35	1	0	0	0
172	13	0	0	0	13	1	0	0	0
210	23	0	0	0	23	14	3	0	0
222	21	1	0	0	22	3	0	0	0
202	25	1	0	0	26	5	0	0	0
210	18	0	0	0	18	4	0	0	0
117	16	1	0	0	17	18	0	0	1
88	8	0	0	0	8	21	0	0	0
91	8	1	0	0	9	17	1	0	0
250	21	0	0	1	22	15	1	0	0
114	11	0	0	0	11	3	0	0	0
212	22	1	0	0	23	7	1	0	0
299	32	0	0	1	33	3	0	0	0
216	23	2	2	1	28	1	0	0	0
221	26	0	0	0	26	1	0	0	0
294	37	1	0	0	38	7	2	0	0
277	28	0	0	0	28	2	0	0	0
227	22	1	0	0	23	2	0	0	0
261	24	8	0	0	32	1	0	0	0



<i>AFFIDAVIT</i>	<i>Howie Hawkins</i>	<i>Andrew M. Cuomo (MACHINE)</i>	<i>Andrew M. Cuomo (ABSENTEE)</i>	<i>Andrew M. Cuomo (ABSENTEE HC)</i>	<i>Andrew M. Cuomo (AFFIDAVIT)</i>	<i>Andrew M. Cuomo</i>	<i>Andrew M. Cuomo (MACHINE)</i>	<i>Andrew M. Cuomo (ABSENTEE)</i>	<i>Andrew M. Cuomo (ABSENTEE HC)</i>	<i>Andrew M. Cuomo (AFFIDAVIT)</i>	<i>Andrew M. Cuomo</i>
GRE	WOR	WOR	WOR	WOR	WOR	IND	IND	IND	IND	IND	IND
4	0	0	0	0	0	2	0	0	0	0	2
11	1	0	0	0	0	1	4	0	0	0	4
11	5	2	0	0	0	7	2	0	0	0	2
5	4	0	0	0	0	4	4	0	0	0	4
2	0	0	0	0	0	0	3	0	0	0	3
33	10	2	0	0	0	12	15	0	0	0	15
18	14	2	0	0	0	16	7	1	0	0	8
9	5	0	0	0	0	5	6	0	0	0	6
21	14	0	0	0	0	14	4	0	0	0	4
8	1	0	0	0	0	1	0	0	0	0	0
4	5	1	0	0	0	6	5	0	0	0	5
8	8	0	0	0	0	8	5	0	0	0	5
0	0	0	0	0	0	0	3	0	0	0	3
27	9	0	0	0	0	9	6	1	0	0	7
6	4	0	0	0	0	4	1	0	0	0	1
2	0	0	0	0	0	0	1	0	0	0	1
2	0	0	0	0	0	0	4	1	0	0	5
7	2	0	0	0	0	2	2	0	0	0	2
2	0	0	0	0	0	0	1	0	0	0	1
5	0	0	0	0	0	0	2	0	0	0	2

3	4	0	0	0	4	0	0	0	0	0
3	1	0	0	0	1	6	1	0	0	7
2	0	0	0	0	0	0	0	0	0	0
10	2	0	0	0	2	0	1	0	0	1
7	6	0	0	0	6	1	0	0	0	1
5	4	1	0	0	5	2	1	0	1	4
6	2	0	0	0	2	5	0	0	0	5
2	3	0	0	0	3	1	0	0	0	1
6	3	1	0	0	4	4	0	0	0	4
8	4	0	0	0	4	2	0	0	0	2
2	3	0	0	0	3	1	0	0	0	1
2	0	0	0	0	0	1	1	0	0	2
1	1	0	0	0	1	5	0	0	0	5
7	3	0	0	0	3	7	0	0	0	7
4	6	1	0	0	7	5	0	0	0	5
1	1	0	0	0	1	1	0	0	1	2
1	0	0	0	0	0	2	1	0	0	3
17	8	0	0	0	8	3	1	0	0	4
3	5	0	0	0	5	6	0	0	0	6
5	1	0	0	0	1	3	0	0	0	3
4	4	0	0	0	4	3	2	0	0	5
19	11	1	0	0	12	1	0	0	0	1
21	6	1	0	0	7	6	0	0	0	6
18	7	1	0	0	8	3	1	0	1	5
16	6	0	0	0	6	4	0	0	0	4
3	3	0	0	0	3	1	0	0	0	1
8	4	0	0	0	4	3	1	0	0	4
3	5	0	0	0	5	2	1	0	0	3
1	2	0	0	0	2	3	0	0	0	3
1	2	0	0	0	2	4	1	0	0	5
9	6	0	0	0	6	6	1	0	0	7
2	6	0	0	0	6	3	0	0	0	3
2	4	1	0	0	5	3	0	0	0	3
1	4	2	0	0	4	2	2	0	0	4

Andrew M. Cuomo					Marc Molinaro			Stephanie A. Miner		
Andrew M. Cuomo (MACHINE)	Andrew M. Cuomo (ABSENTEE)	Andrew M. Cuomo (ABSENTEE HC)	Andrew M. Cuomo (AFFIDAVIT)	Andrew M. Cuomo	Marc Molinaro (MACHINE)	Marc Molinaro (ABSENTEE)	Marc Molinaro (ABSENTEE HC)	Marc Molinaro (AFFIDAVIT)	Marc Molinaro	Stephanie A. Miner (MACHINE)
WEP	WEP	WEP	WEP	WEP	REF	REF	REF	REF	REF	SAM
1	0	0	0	1	4	0	0	0	4	1
2	2	0	0	4	3	0	0	0	3	9
1	0	0	0	1	1	0	0	0	1	4
1	0	0	0	1	2	0	0	0	2	3
0	0	0	0	0	2	0	0	0	2	0
5	2	0	0	7	12	0	0	0	12	17
2	2	0	0	4	1	0	0	0	1	20
1	0	0	0	1	7	0	0	0	7	6
8	0	0	0	8	0	1	0	0	1	7
0	0	0	0	0	1	0	0	0	1	3
2	1	0	0	3	3	0	0	0	3	4
3	0	0	0	3	2	0	0	0	2	6
1	0	0	0	1	2	0	0	0	2	0
4	0	1	0	5	4	0	0	0	4	4
0	0	0	0	0	2	0	0	0	2	1
2	0	0	0	2	1	0	0	1	2	8
2	0	0	0	2	2	0	0	0	2	3
1	0	0	0	1	4	0	0	0	4	3
1	0	0	0	1	4	0	0	0	4	5
0	0	0	0	0	2	0	0	0	2	2

3	0	0	0	3	4	1	0	0	5	3
1	0	2	0	3	3	0	0	0	3	2
0	0	0	0	0	0	0	0	0	0	1
2	0	0	0	2	1	0	0	0	1	1
2	1	0	0	3	4	1	0	0	5	4
2	0	0	0	2	5	0	0	0	5	4
1	0	0	0	1	3	0	0	0	3	4
0	0	0	0	0	1	0	0	0	1	4
3	1	0	0	4	2	0	0	0	2	5
2	0	0	0	2	2	0	0	0	2	8
0	0	0	0	0	2	0	0	0	2	3
1	0	0	0	1	2	0	0	0	2	3
2	0	0	0	2	2	0	0	0	2	1
1	0	0	0	1	4	0	0	0	4	1
0	0	0	0	0	5	0	0	0	5	6
0	0	0	0	0	3	1	0	0	4	4
0	0	0	0	0	3	0	0	0	3	2
2	1	0	0	3	3	0	0	0	3	11
0	0	0	0	0	3	0	0	0	3	5
1	0	0	0	1	1	0	0	0	1	4
2	0	0	0	2	4	3	0	0	7	6
5	0	0	0	5	4	0	0	0	4	4
5	0	0	0	5	3	0	0	0	3	11
6	0	0	0	6	3	0	0	0	3	13
5	0	0	0	5	2	0	0	0	2	8
1	0	0	0	1	1	0	0	0	1	1
3	1	0	0	4	1	1	0	0	2	6
6	0	0	0	6	2	0	0	0	2	4
0	0	0	0	0	3	0	0	0	3	3
0	0	0	0	0	5	0	0	0	5	4
2	0	1	0	3	3	0	0	0	3	4
2	0	0	0	2	3	0	0	0	3	8
0	0	0	0	0	3	0	0	0	3	6
2	0	0	0	2	6	0	0	0	6	8

89	7	4	0	100	131	8	0	1	140	234
0	0	0	0	0	3	1	0	0	4	4
0	0	0	0	0	3	0	0	0	3	2
0	0	0	0	0	4	0	0	0	4	3
0	0	0	0	0	2	0	0	0	2	3
0	0	0	0	0	1	0	0	1	2	7
2	1	0	0	3	10	1	0	0	11	10
0	0	0	0	0	2	0	0	0	2	9
0	0	0	0	0	3	0	0	0	3	1
2	0	0	0	2	1	0	0	0	1	4
0	0	0	0	0	1	1	0	0	2	3
1	0	0	0	1	1	0	0	0	1	0
3	0	0	0	3	1	0	0	0	1	4
8	1	0	0	9	32	3	0	1	36	50
0	0	0	0	0	0	0	0	0	0	0
0	0	0	0	0	0	0	0	0	0	1
2	0	0	0	2	1	0	0	0	1	3
2	0	0	0	2	3	0	0	0	3	5
3	0	0	0	3	5	0	0	0	5	6
1	0	0	0	1	5	0	0	0	5	8
1	0	0	0	1	4	0	0	0	4	3
0	0	0	0	0	5	0	0	0	5	5
0	0	0	0	0	4	0	0	0	4	4
1	0	0	0	1	0	0	0	0	0	3
0	0	0	0	0	5	0	0	0	5	7
3	0	0	0	3	10	0	0	0	10	8
4	0	0	0	4	3	0	0	0	3	5
3	0	0	0	3	2	0	0	0	2	7
0	1	0	0	1	1	0	0	0	1	5
0	0	0	0	0	2	0	0	0	2	0
20	1	0	0	21	50	0	0	0	50	70
122	11	4	0	137	225	11	0	2	238	371



Governor of New York

<i>Stephanie A. Miner (MACHINE)</i>	<i>Stephanie A. Miner (ABSENTEE)</i>	<i>Stephanie A. Miner (ABSENTEE HC)</i>	<i>Stephanie A. Miner (AFFIDAVIT)</i>	<i>Stephanie A. Miner</i>	<i>Larry Sharpe (MACHINE)</i>	<i>Larry Sharpe (ABSENTEE)</i>	<i>Larry Sharpe (ABSENTEE HC)</i>	<i>Larry Sharpe (AFFIDAVIT)</i>	<i>Larry Sharpe</i>	<i>Andrew M. Cuomo TOTAL</i>
SAM	SAM	SAM	SAM	LBT	LBT	LBT	LBT	LBT		
0	0	0	1	18	0	0	0	18	79	
0	0	0	9	42	0	0	0	42	133	
0	0	0	4	42	0	0	1	43	96	
1	0	0	4	43	2	0	0	45	152	
0	0	0	0	1	0	0	0	1	58	
1	0	0	18	146	2	0	1	149	518	
1	0	0	21	12	0	0	0	12	390	
1	0	0	7	9	0	0	0	9	210	
1	0	0	8	10	0	0	0	10	266	
0	0	0	3	2	0	0	0	2	27	
0	0	0	4	8	0	0	1	9	79	
0	0	0	6	10	1	0	1	12	271	
0	0	1	1	5	0	0	0	5	72	
4	0	0	8	11	0	0	0	11	231	
0	0	0	1	2	0	0	0	2	29	
0	0	0	8	9	0	0	0	9	126	
0	0	0	3	13	0	0	0	13	127	
1	0	0	4	13	0	0	0	13	76	
0	0	0	5	13	1	0	0	14	87	
0	0	0	2	29	3	0	0	32	121	

1	0	0	4	38	1	0	1	40	148
0	0	0	2	21	0	0	1	22	116
0	0	0	1	4	0	0	0	4	96
0	0	0	1	6	1	0	0	7	73
0	0	0	4	49	0	1	0	50	331
1	0	0	5	32	1	0	0	33	217
0	0	0	4	28	0	0	1	29	180
0	0	0	4	16	0	0	1	17	86
1	0	0	6	46	1	0	1	48	158
0	0	0	8	34	0	0	0	34	194
0	0	0	3	26	1	0	0	27	156
0	0	0	3	19	1	0	0	20	113
0	0	0	1	2	2	0	0	4	66
0	0	0	1	10	1	0	0	11	123
0	0	0	6	18	2	0	0	20	135
1	0	0	5	11	0	0	0	11	134
0	0	0	2	5	0	0	0	5	76
0	0	0	11	24	1	0	2	27	262
0	0	0	5	12	0	0	2	14	174
1	0	0	5	15	0	0	0	15	126
0	0	0	6	32	2	0	2	36	232
0	0	0	4	5	0	0	0	5	325
1	0	0	12	23	0	0	1	24	267
1	0	0	14	10	1	0	0	11	276
0	0	0	8	26	0	0	0	26	243
0	0	0	1	10	0	0	0	10	79
1	0	0	7	17	2	0	0	19	157
0	0	0	4	28	2	0	0	30	136
0	0	0	3	2	0	0	0	2	126
0	0	0	4	5	0	0	0	5	131
0	0	0	4	9	1	0	0	10	193
1	0	0	9	6	0	0	0	6	152
0	0	0	6	7	0	0	0	7	141
2	0	0	10	5	2	0	0	7	176

	<i>Marc Molinaro TOTAL</i>	<i>WRITE IN (MACHINE)</i>	<i>WRITE IN (ABSENTEE)</i>	<i>WRITE IN (ABSENTEE HC)</i>	<i>WRITE IN (AFFIDAVIT)</i>	<i>WRITE IN</i>	<i>UNDER / OVER VOTES</i>	<i>TOTAL VOTES CAST</i>	<i>Whole Number</i>
168	1	0	0	0	1	10	271	281	
236	0	0	0	0	0	19	431	450	
255	0	0	0	0	0	24	409	433	
272	0	0	0	0	0	15	478	493	
54	0	0	0	0	0	7	115	122	
985	1	0	0	0	1	75	1704	1779	
148	1	0	0	0	1	31	590	621	
286	0	0	0	0	0	30	521	551	
148	1	0	0	0	1	24	454	478	
65	0	0	0	0	0	7	105	112	
175	0	0	0	0	0	11	271	282	
176	0	0	0	0	0	23	473	496	
105	0	0	0	0	0	5	183	188	
279	0	1	0	0	1	39	557	596	
162	0	0	0	0	0	10	200	210	
322	0	0	0	0	0	26	467	493	
355	0	0	0	0	0	18	500	518	
286	0	0	0	0	0	18	386	404	
340	0	0	0	0	0	30	448	478	
199	0	0	0	0	0	23	359	382	

186	1	0	0	0	1	19	382	401
149	0	0	0	0	0	15	292	307
113	0	0	0	0	0	6	216	222
230	0	0	0	0	0	23	321	344
309	0	0	0	0	0	23	701	724
257	0	0	0	0	0	29	517	546
215	0	0	0	0	0	29	434	463
111	0	0	0	0	0	12	220	232
230	0	0	0	0	0	24	448	472
192	1	0	0	0	1	27	437	464
205	0	0	0	0	0	17	393	410
191	1	0	0	0	1	15	330	345
188	0	0	0	0	0	15	260	275
302	0	0	0	0	0	14	444	458
467	0	0	0	0	0	25	632	657
366	0	0	0	0	0	42	517	559
188	0	0	0	0	0	15	272	287
236	1	0	0	0	1	23	554	577
247	0	0	1	0	1	21	444	465
229	0	0	0	0	0	14	380	394
235	1	0	0	0	1	26	514	540
138	0	0	0	0	0	28	491	519
99	2	0	0	0	2	21	425	446
103	1	0	0	0	1	26	423	449
274	0	0	0	0	0	30	567	597
126	0	0	0	0	0	14	219	233
237	0	0	0	0	0	19	428	447
334	0	0	0	0	0	23	507	530
247	0	0	0	0	0	33	379	412
252	0	0	0	0	0	20	393	413
335	0	0	1	0	1	44	552	596
308	0	0	0	0	0	26	477	503
253	0	0	0	0	0	18	409	427
299	2	0	0	0	2	27	495	522

7

<i>DISTRICT</i>	<i>MACHINE TURNOUT</i>	<i>ABSENTEE TURNOUT</i>	<i>AFFIDAVIT</i>	<i>TOTAL TURNOUT</i>	<i>VOTER REGISTRATION</i>	<i>% TURNOUT</i>	<i>Thomas P. DiNapoli (MACHINE)</i>	<i>Thomas P. DiNapoli (ABSENTEE)</i>	<i>Thomas P. DiNapoli (ABSENTEE HC)</i>	<i>Thomas P. DiNapoli (AFFIDAVIT)</i>	<i>Thomas P. DiNapoli</i>	<i>Jonathan Trichter (MACHINE)</i>	<i>Jonathan Trichter (ABSENTEE)</i>	<i>Jonathan Trichter (ABSENTEE HC)</i>	<i>Jonathan Trichter (AFFIDAVIT)</i>	<i>Jonathan Trichter</i>
							DEM	DEM	DEM	DEM	DEM	REP	REP	REP	REP	REP
Brasher 1	272	9	0	281	608	46%	120	5	0	0	125	101	2	0	0	103
Brasher 2	421	26	3	450	794	57%	198	17	0	2	217	159	5	0	1	165
Canton 1	545	71	5	621	898	69%	385	40	3	5	433	82	11	0	0	93
Canton 2	506	42	3	551	907	61%	248	19	1	2	270	152	12	0	1	165
Canton 3	415	58	5	478	695	69%	265	31	0	3	299	66	14	1	2	83
Canton 4	109	3	0	112	180	62%	56	1	0	0	57	30	1	0	0	31
Canton 5	263	14	5	282	447	63%	119	1	0	2	122	94	9	0	1	104
Canton 6	458	29	9	496	808	61%	294	15	1	7	317	98	6	0	0	104
Canton 7	170	17	1	188	311	60%	78	9	0	1	88	63	5	0	0	68
Canton 8	538	56	2	596	975	61%	261	34	3	1	299	163	6	0	1	170
Clare 1	48	0	0	48	75	64%	12	0	0	0	12	27	0	0	0	27
Clifton 1	116	3	1	120	241	50%	51	1	0	0	52	52	0	0	0	52
Clifton 2	132	17	2	151	205	74%	57	5	0	2	64	44	11	0	0	55
Colton 1	692	58	3	753	1121	67%	307	31	0	2	340	293	18	0	1	312
DeKalb 1	362	24	4	390	667	58%	148	14	0	3	165	133	4	1	0	138
DeKalb 2	291	11	2	304	505	60%	98	2	0	1	101	125	6	0	1	132

DePeyster 1	200	9	1	210	355	59%	44	5	0	0	49	109	4	0	1	114
Edwards 1	334	18	0	352	625	56%	133	9	0	0	142	144	8	0	0	152
Fine 1	464	29	2	495	875	57%	203	16	0	1	220	183	11	0	0	194
Fowler 1	338	17	1	356	596	60%	108	11	0	0	119	164	4	0	1	169
Fowler 2	392	29	2	423	761	56%	119	15	1	0	135	204	8	0	1	213
Gouverneur 1	435	45	3	483	864	56%	190	16	4	1	211	166	13	0	1	180
Gouverneur 2	371	36	1	408	913	45%	164	15	0	0	179	130	9	0	1	140
Gouverneur 3	252	10	1	263	503	52%	90	3	0	0	93	122	5	0	1	128
Gouverneur 4	301	14	1	316	614	51%	91	4	0	0	95	161	5	0	0	166
Hammond 1	444	48	1	493	816	60%	163	20	0	0	183	215	15	1	0	231
Hermon 1	352	33	2	387	653	59%	129	17	1	0	147	143	2	2	2	149
Hopkinton 1	408	23	2	433	685	63%	148	11	1	1	161	179	4	0	1	184
Lawrence 1	474	17	2	493	944	52%	202	6	0	0	208	186	9	0	2	197
Lisbon 1	477	29	12	518	865	60%	180	11	0	6	197	227	9	0	5	241
Lisbon 2	381	21	2	404	721	56%	133	5	0	1	139	176	11	0	1	188
Lisbon 3	449	27	2	478	824	58%	153	10	0	0	163	211	12	1	2	226
Louisville 1	345	31	6	382	647	59%	162	18	0	4	184	137	4	0	2	143
Louisville 2	372	26	3	401	662	61%	210	19	0	1	230	105	4	0	1	110
Louisville 3	279	25	3	307	470	65%	149	12	0	2	163	91	7	0	0	98
Louisville 4	197	23	2	222	330	67%	115	13	0	1	129	65	9	0	1	75
Macomb 1	316	26	2	344	536	64%	97	12	0	0	109	155	7	0	2	164
Madrid 1	597	35	5	637	1014	63%	291	19	0	2	312	204	11	0	3	218
Massena 1	655	67	2	724	1124	64%	401	41	0	1	443	176	16	1	1	194
Massena 2	498	36	12	546	996	55%	281	19	0	6	306	155	6	0	5	166
Massena 3	419	36	8	463	910	51%	235	20	1	4	260	126	11	0	3	140

Massena 4	214	11	7	232	474	49%	121	7	0	3	131	62	3	0	4	69
Massena 5	431	35	6	472	957	49%	202	22	0	2	226	157	9	0	2	168
Massena 6	426	32	6	464	885	52%	250	21	1	3	275	117	2	1	2	122
Massena 7	389	20	1	410	730	56%	214	15	0	1	230	128	4	0	0	132
Massena 8	318	26	1	345	630	55%	160	9	1	0	170	115	8	0	1	124
Morristown 1	241	33	1	275	480	57%	76	13	1	0	90	123	13	0	1	137
Morristown 2	418	38	2	458	716	64%	151	19	0	0	170	195	17	0	2	214
Norfolk 1	399	17	3	419	794	53%	185	8	0	0	193	151	7	1	1	160
Norfolk 2	450	27	2	479	956	50%	219	17	1	0	237	172	3	0	2	177
Norfolk 3	430	23	5	458	839	55%	197	10	0	1	208	166	8	0	4	178
Oswegatchie 1	605	46	6	657	1138	58%	212	15	0	3	230	296	19	1	2	318
Oswegatchie 2	495	55	9	559	939	60%	202	28	2	2	234	228	13	0	4	245
Oswegatchie 3	258	26	3	287	445	64%	122	11	0	2	135	106	10	0	1	117
Parishville 1	324	21	1	346	542	64%	108	8	0	0	116	156	7	0	0	163
Parishville 2	437	28	5	470	835	56%	182	15	0	2	199	183	10	0	1	194
Piercefield 1	110	12	0	122	196	62%	59	6	0	0	65	37	4	0	0	41
Pierrepoint 1	568	46	3	617	1020	60%	247	31	1	3	282	217	7	0	0	224
Pierrepoint 2	465	32	7	504	778	65%	224	21	0	4	249	155	6	0	2	163
Pitcairn 1	253	8	1	262	503	52%	80	3	0	0	83	131	4	0	1	136
Potsdam 1	536	37	4	577	892	65%	293	25	0	2	320	161	4	0	1	166
Potsdam 2	429	34	2	465	770	60%	223	14	1	0	238	136	10	2	1	149
Potsdam 3	369	24	1	394	668	59%	172	12	1	1	186	136	3	2	0	141
Potsdam 4	492	41	7	540	940	57%	286	22	0	2	310	133	8	0	5	146
Potsdam 5	462	43	14	519	816	64%	307	27	0	11	345	87	7	0	1	95
Potsdam 6	408	33	5	446	920	48%	278	25	0	3	306	58	2	0	0	60

Potsdam 7	403	40	6	449	713	63%	300	24	0	4	328	55	4	0	1	60
Potsdam 8	556	39	2	597	957	62%	319	19	0	1	339	154	14	1	1	170
Rossie 1	219	14	0	233	412	57%	80	8	1	0	89	96	2	0	0	98
Russell 1	575	22	2	599	1148	52%	194	8	0	2	204	265	9	0	0	274
Stockholm 1	510	19	3	532	924	58%	256	8	0	1	265	169	6	0	0	175
Stockholm 2	427	22	2	451	786	57%	182	7	0	0	189	174	12	0	1	187
Stockholm 3	245	8	3	256	467	55%	92	4	0	3	99	124	4	0	0	128
Waddington 1	394	51	2	447	684	65%	189	34	1	0	224	143	10	0	1	154
Waddington 2	497	29	4	530	893	59%	210	10	0	1	221	198	13	0	2	213
Ogdensburg 1	379	30	3	412	809	51%	165	11	2	3	181	152	5	0	0	157
Ogdensburg 2	395	15	3	413	934	44%	183	8	0	0	191	141	3	0	3	147
Ogdensburg 3	545	44	7	596	1038	57%	252	12	4	3	271	184	8	0	4	196
Ogdensburg 4	481	19	3	503	921	55%	250	8	0	2	260	156	9	0	1	166
Ogdensburg 5	398	23	6	427	878	49%	191	12	0	3	206	142	4	0	3	149
Ogdensburg 6	449	70	3	522	898	58%	227	27	0	1	255	160	18	1	1	180

<i>Trichter</i>	<i>Trichter</i>	<i>Trichter</i>	<i>Trichter</i>	<i>Trichter</i>	<i>Trichter</i>	<i>Trichter</i>	<i>Trichter</i>	<i>Trichter</i>	<i>Trichter</i>	<i>Trichter</i>	<i>Trichter</i>	<i>Trichter</i>	<i>Trichter</i>	<i>Trichter</i>	<i>Trichter</i>	<i>Trichter</i>	<i>Trichter</i>	<i>Trichter</i>	<i>Trichter</i>	<i>Trichter</i>
<i>Jonathan Trichter (MACHINE)</i>	<i>Jonathan Trichter (ABSENTEE)</i>	<i>Jonathan Trichter (ABSENTEE HC)</i>	<i>Jonathan Trichter (AFFIDAVIT)</i>	<i>Jonathan Trichter</i>	<i>Mark Dunlea (MACHINE)</i>	<i>Mark Dunlea (ABSENTEE)</i>	<i>Mark Dunlea (ABSENTEE HC)</i>	<i>Mark Dunlea (AFFIDAVIT)</i>	<i>Mark Dunlea</i>	<i>Thomas P. DiNapoli (MACHINE)</i>	<i>Thomas P. DiNapoli (ABSENTEE)</i>	<i>Thomas P. DiNapoli (ABSENTEE HC)</i>	<i>Thomas P. DiNapoli (AFFIDAVIT)</i>	<i>Thomas P. DiNapoli</i>	<i>Thomas P. DiNapoli (MACHINE)</i>	<i>Thomas P. DiNapoli (ABSENTEE)</i>	<i>Thomas P. DiNapoli (ABSENTEE HC)</i>	<i>Thomas P. DiNapoli (AFFIDAVIT)</i>	<i>Thomas P. DiNapoli</i>	
CON	CON	CON	CON	CON	GRE	GRE	GRE	GRE	GRE	WOR	WOR	WOR	WOR	WOR	IND	IND	IND	IND	IND	
19	0	0	0	19	4	0	0	0	4	5	0	0	0	5	9	0	0	0	9	
15	0	0	0	15	8	0	0	0	8	7	1	0	0	8	6	0	0	0	6	
14	0	0	0	14	7	0	0	0	7	13	1	0	0	14	11	1	0	0	12	
25	1	0	0	26	11	0	0	0	11	15	1	0	0	16	12	1	0	0	13	
18	2	0	0	20	4	2	0	0	6	17	0	0	0	17	11	0	0	0	11	
4	0	0	0	4	5	0	0	0	5	3	0	0	0	3	2	0	0	0	2	
14	0	0	0	14	4	0	0	0	4	7	1	0	1	9	3	0	0	1	4	
22	1	0	1	24	6	0	0	1	7	9	0	0	0	9	6	0	0	0	6	
9	1	0	0	10	2	0	0	0	2	2	0	0	0	2	3	0	0	0	3	
30	2	0	0	32	12	1	0	0	13	16	0	0	0	16	12	1	0	0	13	
1	0	0	0	1	1	0	0	0	1	1	0	0	0	1	0	0	0	0	0	
0	1	0	0	1	2	0	0	0	2	2	0	0	1	3	1	1	0	0	2	
8	0	0	0	8	4	0	0	0	4	2	0	0	0	2	5	0	0	0	5	
20	3	0	0	23	4	0	0	0	4	11	0	0	0	11	17	2	0	0	19	
22	1	0	1	24	7	0	0	0	7	4	0	0	0	4	10	1	0	0	11	
21	1	0	0	22	1	0	0	0	1	11	0	0	0	11	7	1	0	0	8	

11	0	0	0	11	5	0	0	0	5	10	0	0	0	10	4	0	0	0	4
14	1	0	0	15	1	0	0	0	1	5	0	0	0	5	4	0	0	0	4
13	0	0	0	13	5	0	0	0	5	7	0	0	0	7	8	0	0	0	8
12	2	0	0	14	4	0	0	0	4	4	0	0	0	4	9	0	0	0	9
14	1	0	1	16	6	0	0	0	6	11	0	0	0	11	10	0	0	0	10
20	0	0	0	20	6	0	0	0	6	7	0	0	1	8	10	1	0	0	11
17	2	0	0	19	6	0	0	0	6	12	1	0	0	13	9	2	0	0	11
18	1	0	0	19	2	0	0	0	2	4	0	0	0	4	2	0	0	0	2
20	0	0	0	20	1	0	0	0	1	5	1	0	1	7	5	0	0	0	5
19	4	0	0	23	3	1	0	1	5	7	1	0	0	8	3	0	0	0	3
18	2	0	0	20	4	0	0	0	4	6	1	1	0	8	6	2	0	0	8
23	0	0	0	23	7	0	0	0	7	6	4	0	0	10	4	0	0	0	4
21	1	0	0	22	6	0	0	0	6	11	1	0	0	12	8	0	0	0	8
18	2	0	0	20	2	0	0	1	3	3	2	0	0	5	15	1	0	0	16
18	4	0	0	22	2	0	0	0	2	13	0	0	0	13	10	0	0	0	10
16	0	0	0	16	2	1	0	0	3	7	0	0	0	7	12	1	0	0	13
8	2	0	0	10	4	0	0	0	4	5	0	0	0	5	5	1	0	0	6
18	1	0	0	19	1	1	0	1	3	6	0	0	0	6	7	0	0	0	7
15	1	0	0	16	2	0	0	0	2	3	0	0	0	3	5	1	0	1	7
5	0	0	0	5	1	0	0	0	1	1	0	0	0	1	3	0	0	0	3
16	1	0	0	17	7	0	0	0	7	4	0	0	0	4	6	2	0	0	8
25	1	0	0	26	7	0	0	0	7	4	0	0	0	4	16	0	0	0	16
18	2	0	0	20	5	0	0	0	5	12	0	0	0	12	12	0	0	0	12
9	0	0	0	9	2	0	0	0	2	12	1	0	1	14	13	0	0	0	13
10	0	0	0	10	3	0	0	0	3	7	0	0	0	7	9	0	0	0	9

6	0	0	0	6	0	0	0	0	0	8	0	0	0	8	5	1	0	0	6
14	0	0	0	14	5	0	0	0	5	8	0	0	0	8	12	0	0	2	14
7	2	0	0	9	4	0	0	0	4	12	0	0	1	13	8	0	0	0	8
13	0	0	0	13	3	0	0	0	3	10	0	0	0	10	4	0	0	0	4
13	2	0	0	15	0	0	0	0	0	6	0	0	0	6	5	2	0	0	7
9	3	0	0	12	4	0	0	0	4	3	0	0	0	3	7	1	0	0	8
12	1	0	0	13	4	0	0	0	4	10	0	0	0	10	15	0	0	0	15
19	0	0	0	19	3	0	0	0	3	5	0	0	0	5	8	1	0	2	11
9	0	0	0	9	4	0	0	0	4	6	1	0	0	7	8	0	0	0	8
17	0	0	0	17	5	0	0	0	5	9	1	0	0	10	18	0	0	0	18
31	2	0	0	33	3	1	0	0	4	11	0	0	0	11	9	2	0	0	11
20	3	0	0	23	2	0	0	0	2	9	0	0	0	9	9	2	0	0	11
7	0	0	0	7	0	0	0	0	0	2	0	0	0	2	2	1	0	0	3
15	0	0	0	15	5	0	0	0	5	3	0	0	1	4	5	3	0	0	8
13	0	0	2	15	5	0	0	0	5	8	0	0	0	8	13	0	0	0	13
2	0	0	0	2	0	0	0	0	0	2	0	0	0	2	2	0	0	0	2
25	0	0	0	25	8	1	1	0	10	11	0	0	0	11	5	1	0	0	6
19	1	0	1	21	8	0	0	0	8	13	0	0	0	13	16	2	0	0	18
10	0	0	0	10	1	1	0	0	2	2	0	0	0	2	2	0	0	0	2
18	0	0	0	18	6	1	0	0	7	17	0	0	0	17	7	1	0	0	8
14	1	0	0	15	0	0	0	0	0	13	0	0	0	13	14	0	0	0	14
22	1	0	0	23	1	0	0	0	1	3	0	0	0	3	3	1	0	0	4
15	1	0	0	16	3	0	0	0	3	12	0	0	0	12	8	2	0	0	10
12	1	0	0	13	7	0	0	0	7	12	1	0	0	13	7	0	0	0	7
9	0	0	0	9	15	0	0	0	15	9	0	0	1	10	7	0	0	1	8

10	1	0	0	11	4	1	0	0	5	8	1	0	0	9	6	0	0	1	7
13	0	0	0	13	9	1	0	0	10	13	0	0	0	13	12	0	0	0	12
11	0	0	0	11	2	0	0	0	2	6	0	0	0	6	2	0	0	0	2
22	0	0	0	22	6	3	0	0	9	14	0	0	0	14	14	0	0	0	14
17	0	0	0	17	4	0	0	0	4	11	0	0	0	11	13	0	0	0	13
20	0	0	0	20	8	0	0	0	8	4	0	0	0	4	5	0	0	0	5
6	0	0	0	6	2	0	0	0	2	2	0	0	0	2	4	0	0	0	4
16	1	0	0	17	2	1	0	0	3	9	1	0	0	10	9	0	0	1	10
27	0	0	0	27	1	0	0	0	1	11	0	0	0	11	9	1	0	1	11
15	1	2	0	18	1	0	0	0	1	6	0	0	0	6	7	1	0	0	8
11	0	0	0	11	0	0	0	0	0	11	0	0	0	11	14	1	0	0	15
21	1	0	0	22	7	0	0	0	7	12	1	0	0	13	20	1	0	0	21
19	0	0	0	19	5	1	0	0	6	14	0	0	0	14	11	0	0	0	11
18	0	0	0	18	3	0	0	0	3	9	2	0	0	11	11	1	0	0	12
14	3	0	0	17	2	0	0	0	2	12	2	0	0	14	11	1	0	1	13

<i>DiNapoli</i>	<i>Thomas P. DiNapoli (MACHINE)</i>	<i>Thomas P. DiNapoli (ABSENTEE)</i>	<i>Thomas P. DiNapoli (ABSENTEE HC)</i>	<i>Thomas P. DiNapoli (AFFIDAVIT)</i>	<i>Thomas P. DiNapoli</i>	<i>Thomas P. DiNapoli (MACHINE)</i>	<i>Thomas P. DiNapoli (ABSENTEE)</i>	<i>Thomas P. DiNapoli (ABSENTEE HC)</i>	<i>Thomas P. DiNapoli (AFFIDAVIT)</i>	<i>Thomas P. DiNapoli</i>	<i>Cruger E. Gallaudet (MACHINE)</i>	<i>Cruger E. Gallaudet (ABSENTEE)</i>	<i>Cruger E. Gallaudet (ABSENTEE HC)</i>	<i>Cruger E. Gallaudet (AFFIDAVIT)</i>	<i>Cruger E. Gallaudet</i>	<i>Thomas P. DiNapoli TOTAL</i>	<i>Jonathan Trichter TOTAL</i>	<i>WRITE IN (MACHINE)</i>	<i>WRITE IN (ABSENTEE)</i>	<i>WRITE IN (ABSENTEE HC)</i>	<i>WRITE IN (AFFIDAVIT)</i>
WEP	WEP	WEP	WEP	WEP	REF	REF	REF	REF	REF	LBT	LBT	LBT	LBT	LBT							
0	0	0	0	0	0	0	0	0	0	0	1	0	0	0	1	139	122	0	0	0	0
6	1	0	0	7	1	1	0	0	2	2	0	0	0	2	238	182	0	0	0	0	
6	1	0	0	7	0	0	0	0	0	3	0	0	0	3	466	107	0	0	0	0	
1	0	0	0	1	1	0	0	0	1	0	0	0	0	0	300	192	0	0	0	0	
6	0	0	0	6	1	0	0	0	1	3	1	0	0	4	333	104	0	0	0	0	
1	0	0	0	1	3	0	0	0	3	1	0	0	0	1	63	38	0	0	0	0	
3	1	0	0	4	1	0	0	0	1	3	0	0	0	3	139	119	0	0	0	0	
3	0	0	0	3	1	0	0	0	1	2	1	0	0	3	335	129	0	0	0	0	
1	0	0	0	1	0	0	0	0	0	2	0	0	0	2	94	78	0	0	0	0	
8	0	1	0	9	2	0	0	0	2	3	0	0	0	3	337	204	0	0	0	0	
0	0	0	0	0	0	0	0	0	0	0	0	0	0	0	13	28	0	0	0	0	
0	0	0	0	0	1	0	0	0	1	1	0	0	0	1	57	54	1	0	0	0	
4	0	0	0	4	1	0	0	0	1	1	1	0	0	2	75	64	0	0	0	0	
4	0	0	0	4	2	0	0	0	2	3	0	0	0	3	374	337	0	0	0	0	
0	0	0	0	0	1	0	0	0	1	1	0	0	0	1	180	163	0	0	0	0	
3	0	0	0	3	0	0	0	0	0	4	0	0	0	4	123	154	0	0	0	0	

3	0	0	0	3	0	0	0	0	0	0	0	0	0	0	66	125	0	0	0	0
2	0	0	0	2	1	0	0	0	1	2	0	0	0	2	153	168	0	0	0	0
5	0	0	0	5	2	0	0	0	2	5	0	0	0	5	240	209	0	0	0	0
0	0	0	0	0	1	0	0	0	1	3	0	0	0	3	132	184	0	0	0	0
2	0	0	0	2	0	1	0	0	1	0	0	0	0	0	158	230	0	0	0	0
3	1	0	0	4	3	0	0	0	3	3	0	0	0	3	234	203	0	0	0	0
0	1	0	0	1	3	0	0	0	3	4	0	0	0	4	204	162	0	0	0	0
0	0	0	0	0	1	0	0	0	1	2	0	0	0	2	99	148	0	0	0	0
1	0	0	0	1	3	0	0	0	3	4	0	1	0	5	108	189	0	0	0	0
2	0	0	0	2	2	0	0	0	2	1	0	0	0	1	196	256	0	0	0	0
2	0	0	0	2	0	0	0	0	0	5	0	0	0	5	165	169	0	0	0	0
4	0	0	0	4	0	0	0	0	0	2	0	0	0	2	179	207	0	0	0	0
1	0	0	0	1	5	0	0	0	5	7	0	0	0	7	229	224	0	0	0	0
5	0	0	0	5	0	0	0	0	0	3	0	0	0	3	223	261	0	0	0	0
0	0	0	0	0	0	0	0	0	0	3	0	0	0	3	162	210	0	0	0	0
2	0	0	0	2	1	0	0	0	1	1	0	0	0	1	185	243	0	0	0	0
1	0	0	0	1	0	0	0	0	0	2	1	0	0	3	196	153	0	0	0	0
4	0	0	0	4	1	1	0	0	2	5	0	0	0	5	247	131	0	0	0	0
1	0	2	0	3	1	0	0	0	1	1	0	0	0	1	176	115	0	0	0	0
0	0	0	0	0	0	0	0	0	0	0	0	0	0	0	133	80	0	0	0	0
1	0	0	0	1	0	0	0	0	0	1	0	0	0	1	122	181	0	0	0	0
3	0	0	0	3	1	0	0	0	1	9	0	0	0	9	335	245	0	0	0	0
4	0	0	0	4	2	0	0	0	2	2	0	1	0	3	471	216	0	0	0	0
3	1	0	0	4	1	0	0	0	1	2	0	0	0	2	337	176	0	0	0	0
2	0	0	0	2	2	0	0	0	2	4	0	0	1	5	278	152	0	0	0	0

0	0	0	0	0	0	0	0	0	0	1	0	0	0	1	145	75	0	0	0	0
3	0	0	0	3	2	0	0	0	2	8	1	0	0	9	251	184	0	0	0	0
4	0	0	0	4	2	0	0	0	2	4	0	0	0	4	300	133	0	0	0	0
2	0	0	0	2	0	0	0	0	0	3	0	0	0	3	246	145	0	0	0	0
0	0	0	0	0	0	0	0	0	0	4	0	0	0	4	183	139	0	0	0	0
2	0	0	0	2	0	0	0	0	0	1	0	0	0	1	103	149	0	0	0	0
0	0	0	0	0	1	0	0	0	1	1	0	0	0	1	195	228	0	0	0	0
2	0	0	0	2	1	0	0	0	1	0	0	0	0	0	211	180	0	0	0	0
1	1	0	0	2	2	1	0	0	3	5	0	0	0	5	254	189	0	0	0	0
1	0	0	0	1	2	0	0	0	2	5	0	0	0	5	237	197	0	0	0	0
0	0	0	0	0	2	1	0	0	3	3	0	0	0	3	252	354	0	0	0	0
0	0	0	0	0	4	0	0	0	4	3	0	0	0	3	254	272	0	0	0	0
0	0	0	0	0	2	0	0	0	2	1	0	0	0	1	140	126	0	0	0	0
1	0	0	0	1	1	0	0	0	1	1	0	0	0	1	129	179	0	0	0	0
0	0	0	0	0	2	0	0	0	2	1	0	0	0	1	220	211	1	0	0	0
1	0	0	0	1	1	0	0	0	1	0	0	0	0	0	70	44	0	0	0	0
2	0	0	0	2	7	1	0	0	8	3	0	0	0	3	301	257	0	0	0	0
2	0	0	0	2	1	0	0	0	1	6	0	0	0	6	282	185	0	0	0	0
2	0	0	0	2	2	0	0	0	2	2	0	0	0	2	89	148	0	0	0	0
3	3	0	0	6	2	0	0	0	2	2	0	0	1	3	351	186	0	0	0	0
2	0	0	0	2	1	0	0	0	1	1	0	0	1	2	267	165	0	0	0	0
1	0	0	0	1	0	0	0	0	0	5	1	0	0	6	194	164	0	0	0	0
3	0	0	0	3	1	0	0	0	1	6	1	0	0	7	335	163	0	0	0	0
7	0	0	0	7	2	0	0	0	2	1	0	0	0	1	372	110	0	0	0	0
6	1	0	0	7	1	0	0	0	1	6	0	0	0	6	331	70	0	0	0	0

5	0	0	0	5	0	0	0	0	0	0	0	0	0	0	349	71	0	0	0	0
6	0	0	0	6	3	0	0	0	3	1	0	0	0	1	370	186	0	0	0	0
1	0	0	0	1	0	0	0	0	0	4	1	0	0	5	98	109	0	0	0	0
4	0	0	0	4	1	0	0	0	1	5	0	0	0	5	236	297	0	0	0	0
4	0	0	0	4	1	0	0	0	1	4	0	0	0	4	293	193	0	0	0	0
1	1	0	0	2	1	0	0	0	1	6	0	0	0	6	200	208	0	0	0	0
1	0	0	0	1	0	0	0	0	0	2	0	0	0	2	106	134	0	0	0	0
2	1	1	0	4	2	0	0	0	2	2	0	0	0	2	248	173	0	0	0	0
6	1	0	0	7	0	0	0	0	0	3	0	0	0	3	250	240	0	0	0	0
0	0	0	0	0	5	0	0	0	5	1	0	0	0	1	195	180	0	0	0	0
2	0	0	0	2	3	0	0	0	3	1	0	0	0	1	219	161	0	0	0	0
3	0	1	0	4	1	0	0	0	1	3	1	0	0	4	309	219	0	0	0	0
2	0	0	0	2	2	0	0	0	2	1	0	0	0	1	287	187	0	0	0	0
2	0	0	0	2	0	0	0	0	0	0	0	0	0	0	231	167	0	0	0	0
2	0	0	0	2	0	2	0	0	2	1	1	0	0	2	284	199	0	0	0	0

<i>DISTRICT</i>	<i>MACHINE TURNOUT</i>	<i>ABSENTEE TURNOUT</i>	<i>AFFIDAVIT</i>	<i>TOTAL TURNOUT</i>	<i>VOTER REGISTRATION</i>	<i>% TURNOUT</i>
Brasher 1	272	9	0	281	608	46%
Brasher 2	421	26	3	450	794	57%
Canton 1	545	71	5	621	898	69%
Canton 2	506	42	3	551	907	61%
Canton 3	415	58	5	478	695	69%
Canton 4	109	3	0	112	180	62%
Canton 5	263	14	5	282	447	63%
Canton 6	458	29	9	496	808	61%
Canton 7	170	17	1	188	311	60%
Canton 8	538	56	2	596	975	61%
Clare 1	48	0	0	48	75	64%
Clifton 1	116	3	1	120	241	50%
Clifton 2	132	17	2	151	205	74%
Colton 1	692	58	3	753	1121	67%
DeKalb 1	362	24	4	390	667	58%
DeKalb 2	291	11	2	304	505	60%
DePeyster 1	200	9	1	210	355	59%
Edwards 1	334	18	0	352	625	56%
Fine 1	464	29	2	495	875	57%
Fowler 1	338	17	1	356	596	60%
Fowler 2	392	29	2	423	761	56%
Gouverneur 1	435	45	3	483	864	56%
Gouverneur 2	371	36	1	408	913	45%
Gouverneur 3	252	10	1	263	503	52%
Gouverneur 4	301	14	1	316	614	51%
Hammond 1	444	48	1	493	816	60%
Hermon 1	352	33	2	387	653	59%
Hopkinton 1	408	23	2	433	685	63%
Lawrence 1	474	17	2	493	944	52%
Lisbon 1	477	29	12	518	865	60%
Lisbon 2	381	21	2	404	721	56%
Lisbon 3	449	27	2	478	824	58%
Louisville 1	345	31	6	382	647	59%
Louisville 2	372	26	3	401	662	61%
Louisville 3	279	25	3	307	470	65%
Louisville 4	197	23	2	222	330	67%
Macomb 1	316	26	2	344	536	64%

Madrid 1	597	35	5	637	1014	63%
Massena 1	655	67	2	724	1124	64%
Massena 2	498	36	12	546	996	55%
Massena 3	419	36	8	463	910	51%
Massena 4	214	11	7	232	474	49%
Massena 5	431	35	6	472	957	49%
Massena 6	426	32	6	464	885	52%
Massena 7	389	20	1	410	730	56%
Massena 8	318	26	1	345	630	55%
Morristown 1	241	33	1	275	480	57%
Morristown 2	418	38	2	458	716	64%
Norfolk 1	399	17	3	419	794	53%
Norfolk 2	450	27	2	479	956	50%
Norfolk 3	430	23	5	458	839	55%
Oswegatchie 1	605	46	6	657	1138	58%
Oswegatchie 2	495	55	9	559	939	60%
Oswegatchie 3	258	26	3	287	445	64%
Parishville 1	324	21	1	346	542	64%
Parishville 2	437	28	5	470	835	56%
Piercefield 1	110	12	0	122	196	62%
Pierrepoint 1	568	46	3	617	1020	60%
Pierrepoint 2	465	32	7	504	778	65%
Pitcairn 1	253	8	1	262	503	52%
Potsdam 1	536	37	4	577	892	65%
Potsdam 2	429	34	2	465	770	60%
Potsdam 3	369	24	1	394	668	59%
Potsdam 4	492	41	7	540	940	57%
Potsdam 5	462	43	14	519	816	64%
Potsdam 6	408	33	5	446	920	48%
Potsdam 7	403	40	6	449	713	63%
Potsdam 8	556	39	2	597	957	62%
Rossie 1	219	14	0	233	412	57%
Russell 1	575	22	2	599	1148	52%
Stockholm 1	510	19	3	532	924	58%
Stockholm 2	427	22	2	451	786	57%
Stockholm 3	245	8	3	256	467	55%
Waddington 1	394	51	2	447	684	65%
Waddington 2	497	29	4	530	893	59%
Ogdensburg 1	379	30	3	412	809	51%
Ogdensburg 2	395	15	3	413	934	44%
Ogdensburg 3	545	44	7	596	1038	57%
Ogdensburg 4	481	19	3	503	921	55%
Ogdensburg 5	398	23	6	427	878	49%
Ogdensburg 6	449	70	3	522	898	58%
TOTAL	31488	2341	274	34103	59065	58%

<i>Letitia A. James (MACHINE)</i>	<i>Letitia A. James (ABSENTEE)</i>	<i>Letitia A. James (ABSENTEE HC)</i>	<i>Letitia A. James (AFFIDAVIT)</i>	<i>Letitia A. James</i>	<i>Keith Wofford (MACHINE)</i>	<i>Keith Wofford (ABSENTEE)</i>	<i>Keith Wofford (ABSENTEE HC)</i>	<i>Keith Wofford (AFFIDAVIT)</i>	<i>Keith Wofford</i>
DEM	DEM	DEM	DEM	DEM	REP	REP	REP	REP	REP
97	5	0	0	102	121	2	0	0	123
162	16	0	2	180	184	4	0	1	189
357	37	3	5	402	91	11	0	0	102
206	18	0	2	226	186	11	0	1	198
243	26	0	3	272	82	19	1	2	104
43	1	0	0	44	42	1	0	0	43
94	3	0	2	99	112	8	0	1	121
263	11	1	6	281	122	9	0	0	131
62	7	0	1	70	72	7	0	0	79
225	28	3	1	257	194	11	0	1	206
9	0	0	0	9	25	0	0	0	25
41	1	0	0	42	58	0	0	1	59
41	2	0	2	45	58	15	0	0	73
258	24	0	1	283	332	23	0	2	357
112	11	0	2	125	159	8	1	0	168
80	2	0	1	83	140	5	0	1	146
34	3	0	0	37	108	6	0	1	115
107	6	0	0	113	160	9	0	0	169
178	14	0	1	193	212	12	0	0	224
80	8	0	0	88	178	5	0	1	184
90	11	1	0	102	225	14	0	1	240
148	15	4	1	168	201	13	0	2	216
135	13	0	0	148	155	11	0	1	167
67	4	0	0	71	131	3	0	1	135
73	3	0	0	76	170	5	0	1	176
134	17	0	0	151	229	17	1	0	247
99	15	1	0	115	174	4	2	2	182
116	10	1	0	127	204	5	0	1	210
176	3	0	0	179	210	12	0	2	224
131	8	0	4	143	272	13	0	5	290
96	6	0	0	102	207	10	0	2	219
104	9	0	0	113	247	13	1	2	263
132	17	0	1	150	157	5	0	3	165
172	15	0	1	188	126	4	0	1	131
124	12	0	2	138	112	7	0	0	119
93	11	0	1	105	81	11	0	1	93
71	12	0	0	83	173	9	0	2	184

216	16	0	2	234	252	12	0	3	267
332	37	0	1	370	239	17	0	1	257
225	16	0	6	247	189	8	0	5	202
197	14	1	3	215	153	15	0	5	173
101	5	0	3	109	74	5	0	4	83
180	19	0	2	201	179	11	0	3	193
213	16	1	3	233	139	5	1	2	147
172	14	0	1	187	153	4	0	0	157
121	6	1	0	128	144	10	0	1	155
60	9	1	0	70	138	17	0	1	156
104	17	0	0	121	238	17	0	2	257
151	5	0	0	156	173	8	0	1	182
186	15	1	0	202	199	5	0	2	206
147	11	0	0	158	201	8	0	4	213
146	17	0	3	166	349	21	1	3	374
153	20	2	2	177	264	19	0	4	287
84	9	0	2	95	135	12	0	1	148
82	4	0	0	86	172	13	0	1	186
146	16	0	2	164	214	10	0	2	226
47	4	0	0	51	46	6	0	0	52
203	29	1	2	235	256	9	0	1	266
190	21	0	4	215	185	8	0	2	195
60	3	0	0	63	150	5	0	1	156
255	22	0	2	279	192	9	0	1	202
180	9	1	0	190	173	13	2	1	189
137	11	1	1	150	160	4	2	0	166
244	23	0	1	268	160	9	0	5	174
296	25	0	12	333	101	6	0	1	108
260	25	0	3	288	73	2	0	0	75
289	24	0	4	317	65	4	0	1	70
272	18	0	2	292	186	13	1	0	200
68	7	1	0	76	108	2	0	0	110
167	10	0	1	178	295	8	0	0	303
208	8	0	0	216	198	7	0	1	206
154	7	0	0	161	192	13	0	1	206
79	4	0	3	86	130	4	0	0	134
151	29	1	0	181	166	13	0	1	180
158	10	0	1	169	242	14	0	2	258
125	9	2	2	138	175	6	0	0	181
136	5	0	0	141	175	4	0	3	182
205	12	4	3	224	227	8	0	4	239
183	8	0	2	193	200	8	0	1	209
141	10	0	2	153	171	5	0	2	178
166	22	0	1	189	203	20	0	1	224
12043	1025	32	115	13215	13544	739	13	113	14409

<i>Keith Wofford (MACHINE)</i>	<i>Keith Wofford (ABSENTEE)</i>	<i>Keith Wofford (ABSENTEE HC)</i>	<i>Keith Wofford (AFFIDAVIT)</i>	<i>Keith Wofford</i>	<i>Michael Sussman (MACHINE)</i>	<i>Michael Sussman (ABSENTEE)</i>	<i>Michael Sussman (ABSENTEE HC)</i>	<i>Michael Sussman (AFFIDAVIT)</i>	<i>Michael Sussman</i>
CON	CON	CON	CON	CON	GRE	GRE	GRE	GRE	GRE
21	0	0	0	21	4	0	0	0	4
18	0	0	0	18	10	1	0	0	11
20	1	0	0	21	3	0	0	0	3
23	1	0	0	24	10	0	0	0	10
13	2	0	0	15	10	2	0	0	12
7	0	0	0	7	1	0	0	0	1
13	0	0	0	13	5	0	0	0	5
25	2	0	0	27	3	1	0	1	5
11	1	0	0	12	1	0	0	0	1
33	2	0	0	35	12	0	0	0	12
1	0	0	0	1	1	0	0	0	1
0	1	0	0	1	0	0	0	0	0
12	0	0	0	12	2	0	0	0	2
27	3	0	0	30	4	0	0	0	4
24	1	0	0	25	2	0	0	0	2
21	1	0	0	22	6	1	0	0	7
12	0	0	0	12	7	0	0	0	7
18	2	0	0	20	1	1	0	0	2
21	0	0	0	21	5	0	0	0	5
17	2	0	0	19	5	0	0	0	5
22	1	0	0	23	5	0	0	0	5
22	0	0	0	22	6	0	0	0	6
17	2	0	0	19	8	1	0	0	9
19	1	0	0	20	1	0	0	0	1
22	0	0	0	22	5	0	0	0	5
22	5	0	0	27	2	0	0	0	2
23	1	0	0	24	1	0	0	0	1
26	0	0	0	26	5	0	0	0	5
21	1	0	0	22	6	0	0	0	6
20	2	0	1	23	2	0	0	1	3
18	4	0	0	22	2	0	0	0	2
23	0	0	0	23	2	0	0	0	2
11	2	0	1	14	4	0	0	0	4
19	1	0	0	20	4	2	0	0	6
15	1	0	0	16	1	0	0	0	1
7	0	0	0	7	0	0	0	0	0
15	1	0	0	16	4	0	0	0	4

28	1	0	0	29	9	0	0	0	9
18	3	0	0	21	4	0	0	0	4
15	0	0	0	15	5	0	0	0	5
12	0	0	0	12	4	0	0	0	4
7	1	0	0	8	0	0	0	0	0
18	0	0	0	18	7	0	0	0	7
12	3	0	0	15	2	0	0	0	2
15	0	0	0	15	4	0	0	0	4
19	2	0	0	21	2	0	0	0	2
10	3	0	0	13	3	0	0	0	3
16	1	0	0	17	4	0	0	0	4
22	0	0	0	22	3	0	0	0	3
6	0	0	0	6	1	0	0	0	1
17	0	0	0	17	4	0	0	0	4
36	3	0	0	39	3	0	0	0	3
21	3	0	0	24	4	1	0	0	5
6	0	0	0	6	3	0	0	0	3
17	0	0	0	17	4	1	0	0	5
22	0	0	1	23	2	0	0	0	2
3	0	0	0	3	1	0	0	0	1
24	0	1	0	25	7	1	0	0	8
20	1	0	1	22	5	0	0	0	5
13	0	0	0	13	2	0	0	0	2
22	0	0	0	22	3	2	0	0	5
19	1	0	0	20	2	0	0	0	2
21	1	0	0	22	2	0	0	0	2
14	1	0	0	15	6	0	0	0	6
10	2	0	0	12	6	0	0	0	6
10	0	0	0	10	12	0	0	1	13
9	1	0	0	10	3	1	0	0	4
20	0	0	0	20	13	2	0	0	15
11	0	0	0	11	3	1	0	0	4
24	0	0	0	24	6	0	0	0	6
22	0	0	0	22	8	0	0	0	8
25	0	0	0	25	5	0	0	0	5
7	0	0	0	7	3	0	0	0	3
17	1	0	0	18	5	1	0	0	6
26	0	0	0	26	4	0	0	0	4
15	1	2	0	18	5	0	0	0	5
13	0	0	0	13	1	1	0	0	2
24	1	0	0	25	7	0	0	0	7
23	0	0	0	23	7	0	0	0	7
16	1	0	0	17	7	0	0	0	7
17	6	0	0	23	5	0	0	0	5
1401	78	3	4	1486	346	20	0	3	369

<i>Surian</i>	<i>Letitia A. James (MACHINE)</i>	<i>Letitia A. James (ABSENTEE)</i>	<i>Letitia A. James (ABSENTEE HC)</i>	<i>Letitia A. James (AFFIDAVIT)</i>	<i>Letitia A. James</i>	<i>Letitia A. James (MACHINE)</i>	<i>Letitia A. James (ABSENTEE)</i>	<i>Letitia A. James (ABSENTEE HC)</i>	<i>Letitia A. James (AFFIDAVIT)</i>
WOR	WOR	WOR	WOR	WOR	IND	IND	IND	IND	IND
2	0	0	0	2	5	0	0	0	0
6	1	0	0	7	6	1	0	0	0
18	1	0	0	19	11	2	0	0	0
6	0	1	0	7	11	0	0	0	0
15	1	0	0	16	8	0	0	0	0
0	0	0	0	0	1	0	0	0	0
13	0	0	1	14	2	0	0	0	1
11	0	0	0	11	7	0	0	0	0
2	0	0	0	2	2	0	0	0	0
18	1	0	0	19	11	2	1	0	0
1	0	0	0	1	1	0	0	0	0
3	0	0	0	3	1	1	0	0	0
3	0	0	0	3	5	0	0	0	0
9	0	0	0	9	10	2	0	0	0
5	0	0	0	5	9	1	0	0	0
6	0	0	0	6	6	1	0	0	0
4	0	0	0	4	4	0	0	0	0
6	0	0	0	6	5	0	0	0	0
2	0	0	0	2	4	0	0	0	0
4	0	0	0	4	6	0	0	0	0
8	0	0	0	8	2	0	0	0	0
9	0	0	0	9	6	1	0	0	0
7	1	0	0	8	9	1	0	0	0
5	0	0	0	5	2	0	0	0	0
4	0	0	0	4	6	0	0	0	0
4	0	0	0	4	6	0	0	0	0
4	2	1	0	7	3	1	0	0	0
8	4	0	0	12	5	0	0	0	0
6	0	0	0	6	6	1	0	0	0
1	1	0	0	2	9	1	0	0	0
10	0	0	0	10	7	0	0	0	0
3	0	0	0	3	8	1	0	0	0
0	0	0	0	0	1	0	0	0	0
9	2	0	0	11	6	1	0	0	0
4	0	0	0	4	7	1	0	0	1
0	0	0	0	0	1	0	0	0	0
7	0	0	0	7	5	0	0	0	0

6	0	0	0	6	15	0	0	0
9	0	0	0	9	11	0	0	0
13	1	0	0	14	8	1	0	1
4	0	0	0	4	6	0	0	0
7	0	0	0	7	3	0	0	0
5	0	0	0	5	6	0	0	0
9	0	0	1	10	12	0	0	0
8	0	0	0	8	4	0	0	0
3	0	0	0	3	1	1	0	0
2	0	0	0	2	5	0	0	0
6	0	0	0	6	12	0	0	0
2	0	0	0	2	9	1	0	1
6	1	0	0	7	5	1	0	0
11	1	0	0	12	11	0	0	0
8	0	0	0	8	9	1	0	0
4	0	0	1	5	6	1	0	0
2	0	0	0	2	4	1	0	0
5	0	0	0	5	3	0	0	0
4	0	0	0	4	10	0	0	0
2	0	0	0	2	1	0	0	0
11	0	0	0	11	6	1	0	0
13	0	0	0	13	11	0	0	0
2	0	0	0	2	3	0	0	0
16	0	0	0	16	4	1	0	0
7	0	0	0	7	12	0	0	0
3	0	0	0	3	2	0	0	0
11	0	0	0	11	10	1	0	0
17	2	0	0	19	4	0	0	0
11	1	0	0	12	10	0	0	1
11	1	0	0	12	5	0	0	1
11	1	0	0	12	9	0	0	0
2	0	0	0	2	3	0	0	0
8	0	0	1	9	10	0	0	0
9	0	0	0	9	10	0	0	0
2	0	0	0	2	4	0	0	0
4	0	0	0	4	3	0	0	0
9	0	0	0	9	8	1	0	1
12	1	0	1	14	6	1	0	0
7	0	0	0	7	6	0	0	0
10	0	0	0	10	7	2	0	0
13	0	1	0	14	11	1	0	0
12	0	0	0	12	7	0	0	0
11	1	0	1	13	9	1	0	0
10	1	0	0	11	5	2	0	1
561	25	3	6	595	510	36	1	8

<i>AFFIDAVIT</i>	<i>Letitia A. James</i>	<i>Nancy B. Sliwa (MACHINE)</i>	<i>Nancy B. Sliwa (ABSENTEE)</i>	<i>Nancy B. Sliwa (ABSENTEE HC)</i>	<i>Nancy B. Sliwa (AFFIDAVIT)</i>	<i>Nancy B. Sliwa</i>	<i>Christopher B. Garvey (MACHINE)</i>	<i>Christopher B. Garvey (ABSENTEE)</i>	<i>Christopher B. Garvey (ABSENTEE)</i>
IND	REF	REF	REF	REF	REF	LBT	LBT	LBT	LBT
5	0	0	0	0	0	2	0	0	0
7	4	0	0	0	4	3	0	0	0
13	2	1	0	0	3	4	0	0	0
11	2	2	0	0	4	2	1	0	0
8	0	0	0	0	0	6	0	0	0
1	1	0	0	0	1	1	0	0	0
3	2	0	0	0	2	2	0	0	0
7	1	0	0	0	1	1	0	0	0
2	2	0	0	0	2	3	0	0	0
14	3	0	0	0	3	4	1	0	0
1	0	0	0	0	0	1	0	0	0
2	2	0	0	0	2	3	0	0	0
5	0	0	0	0	0	2	0	0	0
12	1	1	0	0	2	4	1	0	0
10	5	0	0	0	5	5	0	0	0
7	1	0	0	0	1	5	0	0	0
4	1	0	0	0	1	1	0	0	0
5	0	0	0	0	0	2	0	0	0
4	0	0	0	0	0	7	0	0	0
6	2	1	0	0	3	5	0	0	0
2	0	0	0	0	0	2	0	0	0
7	1	1	0	0	2	5	0	0	0
10	2	1	0	0	3	6	0	0	0
2	0	0	0	0	0	5	0	0	0
6	1	0	0	0	1	2	0	1	0
6	4	0	0	0	4	3	0	0	0
4	0	0	0	0	0	5	1	0	0
5	1	0	0	0	1	3	0	0	0
7	1	0	0	0	1	13	0	0	0
10	0	0	0	0	0	6	0	0	0
7	1	0	0	0	1	6	0	0	0
9	1	0	0	0	1	2	0	0	0
1	1	0	0	0	1	3	1	0	0
7	2	1	0	1	4	7	0	0	0
9	0	0	0	0	0	1	0	0	0
1	0	0	0	0	0	2	0	0	0
5	3	1	0	0	4	4	0	0	0

15	5	0	0	0	5	9	0	0
11	1	1	0	0	2	4	0	2
10	3	0	0	0	3	4	1	0
6	2	1	0	0	3	7	0	0
3	1	0	0	0	1	2	0	0
6	2	0	0	0	2	9	1	0
12	5	0	0	0	5	9	0	0
4	0	0	0	0	0	5	0	0
2	1	1	0	0	2	3	0	0
5	0	0	0	0	0	3	0	0
12	4	0	0	0	4	1	0	0
11	3	0	0	1	4	3	0	0
6	5	0	0	0	5	8	0	0
11	6	0	0	0	6	7	0	0
10	2	0	0	0	2	3	0	0
7	4	0	0	0	4	4	0	0
5	0	0	0	0	0	1	0	0
3	3	1	0	0	4	4	0	0
10	2	0	0	0	2	2	0	0
1	0	0	0	0	0	0	0	0
7	1	0	0	0	1	8	0	0
11	3	0	0	0	3	6	0	0
3	0	0	0	0	0	2	0	0
5	1	0	0	0	1	2	0	0
12	4	0	0	0	4	2	0	0
2	0	1	0	0	1	9	0	0
11	1	0	0	0	1	8	1	0
4	2	0	0	0	2	2	0	0
11	2	0	0	0	2	5	0	0
6	0	0	0	0	0	4	0	0
9	4	1	0	0	5	5	0	0
3	1	0	0	0	1	3	1	0
10	1	1	0	0	2	6	0	0
10	2	0	0	0	2	7	0	0
4	5	0	0	0	5	6	0	0
3	2	0	0	0	2	6	0	0
10	2	0	0	0	2	5	2	0
7	3	0	0	0	3	5	0	0
6	3	0	0	0	3	2	0	0
9	4	0	0	0	4	4	0	0
12	2	0	0	0	2	1	0	0
7	3	1	0	0	4	5	1	0
10	1	0	0	0	1	3	0	0
8	4	4	0	0	8	4	0	0
555	147	21	0	2	170	336	12	3

Christopher B. Garvey (AFFIDAVIT)	Christopher B. Garvey	Letitia A. James TOTAL	Keith Wofford TOTAL	WRITE IN (MACHINE)	WRITE IN (ABSENTEE)	WRITE IN (ABSENTEE HC)	WRITE IN (A...
LBT	LBT						
0	2	109	144	0	0	0	0
0	3	194	207	0	0	0	0
0	4	434	123	0	0	0	0
0	3	244	222	0	0	0	0
0	6	296	119	1	0	0	0
0	1	45	50	0	0	0	0
0	2	116	134	0	0	0	0
0	1	299	158	0	0	0	0
0	3	74	91	0	0	0	0
0	5	290	241	0	0	0	0
0	1	11	26	0	0	0	0
0	3	47	60	1	0	0	0
0	2	53	85	0	0	0	0
0	5	304	387	0	0	0	0
2	7	140	193	0	0	0	0
0	5	96	168	0	0	0	0
0	1	45	127	0	0	0	0
0	2	124	189	0	0	0	0
0	7	199	245	0	0	0	0
0	5	98	203	0	0	0	0
1	3	112	263	0	0	0	0
0	5	184	238	0	0	0	0
0	6	166	186	0	0	0	0
0	5	78	155	0	0	0	0
0	3	86	198	0	0	0	0
1	4	161	274	0	0	0	0
0	6	126	206	0	0	0	0
0	3	144	236	0	0	0	0
0	13	192	246	0	0	0	0
1	7	155	313	0	0	0	0
0	6	119	241	0	0	0	0
0	2	125	286	0	0	0	0
0	4	151	179	0	0	0	0
0	7	206	151	0	0	0	0
0	1	151	135	0	0	0	0
0	2	106	100	0	0	0	0
0	4	95	200	0	0	0	0

0	9	255	296	0	0	0	0
0	6	390	278	0	0	0	0
0	5	271	217	0	0	0	0
0	7	225	185	0	0	0	0
0	2	119	91	0	0	0	0
0	10	212	211	0	0	0	0
0	9	255	162	0	0	0	0
0	5	199	172	0	0	0	0
0	3	133	176	0	0	0	0
0	3	77	169	0	0	0	0
0	1	139	274	0	0	0	0
0	3	169	204	0	0	0	0
0	8	215	212	0	0	0	0
1	8	181	230	0	0	0	0
0	3	184	413	0	0	0	0
0	4	189	311	0	0	0	0
0	1	102	154	0	0	0	0
0	4	94	203	0	0	0	0
0	2	178	249	0	0	0	0
0	0	54	55	0	0	0	0
0	8	253	291	0	0	0	0
0	6	239	217	0	0	0	0
0	2	68	169	0	0	0	0
1	3	300	224	0	0	0	0
1	3	209	209	0	0	0	0
0	9	155	188	0	0	0	0
0	9	290	189	0	0	0	0
0	2	356	120	0	0	0	0
0	5	311	85	1	0	0	0
0	4	335	80	0	0	0	0
0	5	313	220	0	0	0	0
0	4	81	121	0	0	0	0
0	6	197	327	0	0	0	0
1	8	235	228	0	0	0	0
0	6	167	231	0	0	0	0
0	6	93	141	0	0	0	0
0	7	200	198	0	0	0	0
0	5	190	284	0	0	0	0
0	2	151	199	0	0	0	0
0	4	160	195	0	0	0	0
0	1	250	264	0	0	0	0
0	6	212	232	0	0	0	0
0	3	176	195	0	0	0	0
0	4	208	247	0	0	0	0
9	360	14365	15895	3	0	0	0

ST. LAWRENCE COUNTY
General Election
November 6, 2018

<i>DISTRICT</i>	<i>MACHINE TURNOUT</i>	<i>ABSENTEE TURNOUT</i>	<i>AFFIDAVIT</i>	<i>TOTAL TURNOUT</i>	<i>VOTER REGISTRATION</i>	<i>% TURNOUT</i>
Brasher 1	272	9	0	281	608	46%
Brasher 2	421	26	3	450	794	57%
Canton 1	545	71	5	621	898	69%
Canton 2	506	42	3	551	907	61%
Canton 3	415	58	5	478	695	69%
Canton 4	109	3	0	112	180	62%
Canton 5	263	14	5	282	447	63%
Canton 6	458	29	9	496	808	61%
Canton 7	170	17	1	188	311	60%
Canton 8	538	56	2	596	975	61%
Clare 1	48	0	0	48	75	64%
Clifton 1	116	3	1	120	241	50%
Clifton 2	132	17	2	151	205	74%
Colton 1	692	58	3	753	1121	67%
DeKalb 1	362	24	4	390	667	58%
DeKalb 2	291	11	2	304	505	60%
DePeyster 1	200	9	1	210	355	59%
Edwards 1	334	18	0	352	625	56%
Fine 1	464	29	2	495	875	57%
Fowler 1	338	17	1	356	596	60%
Fowler 2	392	29	2	423	761	56%
Gouverneur 1	435	45	3	483	864	56%

Gouverneur 2	371	36	1	408	913	45%
Gouverneur 3	252	10	1	263	503	52%
Gouverneur 4	301	14	1	316	614	51%
Hammond 1	444	48	1	493	816	60%
Hermon 1	352	33	2	387	653	59%
Hopkinton 1	408	23	2	433	685	63%
Lawrence 1	474	17	2	493	944	52%
Lisbon 1	477	29	12	518	865	60%
Lisbon 2	381	21	2	404	721	56%
Lisbon 3	449	27	2	478	824	58%
Louisville 1	345	31	6	382	647	59%
Louisville 2	372	26	3	401	662	61%
Louisville 3	279	25	3	307	470	65%
Louisville 4	197	23	2	222	330	67%
Macomb 1	316	26	2	344	536	64%
Madrid 1	597	35	5	637	1014	63%
Massena 1	655	67	2	724	1124	64%
Massena 2	498	36	12	546	996	55%
Massena 3	419	36	8	463	910	51%
Massena 4	214	11	7	232	474	49%
Massena 5	431	35	6	472	957	49%
Massena 6	426	32	6	464	885	52%
Massena 7	389	20	1	410	730	56%
Massena 8	318	26	1	345	630	55%
Morristown 1	241	33	1	275	480	57%
Morristown 2	418	38	2	458	716	64%
Norfolk 1	399	17	3	419	794	53%
Norfolk 2	450	27	2	479	956	50%
Norfolk 3	430	23	5	458	839	55%
Oswegatchie 1	605	46	6	657	1138	58%
Oswegatchie 2	495	55	9	559	939	60%
Oswegatchie 3	258	26	3	287	445	64%
Parishville 1	324	21	1	346	542	64%
Parishville 2	437	28	5	470	835	56%

Piercefield 1	110	12	0	122	196	62%
Pierrepoint 1	568	46	3	617	1020	60%
Pierrepoint 2	465	32	7	504	778	65%
Pitcairn 1	253	8	1	262	503	52%
Potsdam 1	536	37	4	577	892	65%
Potsdam 2	429	34	2	465	770	60%
Potsdam 3	369	24	1	394	668	59%
Potsdam 4	492	41	7	540	940	57%
Potsdam 5	462	43	14	519	816	64%
Potsdam 6	408	33	5	446	920	48%
Potsdam 7	403	40	6	449	713	63%
Potsdam 8	556	39	2	597	957	62%
Rossie 1	219	14	0	233	412	57%
Russell 1	575	22	2	599	1148	52%
Stockholm 1	510	19	3	532	924	58%
Stockholm 2	427	22	2	451	786	57%
Stockholm 3	245	8	3	256	467	55%
Waddington 1	394	51	2	447	684	65%
Waddington 2	497	29	4	530	893	59%
Ogdensburg 1	379	30	3	412	809	51%
Ogdensburg 2	395	15	3	413	934	44%
Ogdensburg 3	545	44	7	596	1038	57%
Ogdensburg 4	481	19	3	503	921	55%
Ogdensburg 5	398	23	6	427	878	49%
Ogdensburg 6	449	70	3	522	898	58%
TOTAL	31,488	2,341	274	34,103	59065	58%

<i>Kirsten E. Gillibrand (MACHINE)</i>	<i>Kirsten E. Gillibrand (ABSENTEE)</i>	<i>Kirsten E. Gillibrand (ABSENTEE HC)</i>	<i>Kirsten E. Gillibrand (AFFIDAVIT)</i>	<i>Kirsten E. Gillibrand</i>	<i>Chele Chiavacci Farley (MACHINE)</i>	<i>Chele Chiavacci Farley (ABSENTEE)</i>	<i>Chele Chiavacci Farley (ABSENTEE HC)</i>	<i>Chele Chiavacci Farley (AFFIDAVIT)</i>	<i>Chele Chiavacci Farley</i>
DEM	DEM	DEM	DEM	DEM	REP	REP	REP	REP	REP
119	5	0	0	124	105	3	0	0	108
196	19	0	2	217	161	4	0	1	166
402	42	12	5	461	74	10	0	0	84
273	19	5	1	298	146	13	1	2	162
276	29	1	3	309	78	15	0	2	95
57	1	1	0	59	31	1	0	0	32
126	2	2	2	132	91	6	0	1	98
300	12	4	7	323	98	10	0	0	108
84	11	1	1	97	61	4	0	0	65
270	31	7	1	309	165	10	0	1	176
12	0	0	0	12	22	0	0	0	22
48	1	0	0	49	53	0	0	1	54
57	5	0	1	63	45	12	0	1	58
305	28	3	1	337	297	20	0	2	319
152	12	1	2	167	138	6	0	0	144
96	3	0	1	100	131	5	0	1	137
53	5	0	0	58	99	2	0	1	102
140	8	0	0	148	135	9	0	0	144
216	14	0	2	232	184	12	0	0	196
114	10	0	0	124	168	4	0	1	173
125	16	1	0	142	194	9	0	1	204
191	19	6	1	217	163	9	1	2	175

167	12	3	0	182	134	12	0	1	147
96	7	0	0	103	122	2	0	1	125
102	4	0	0	106	152	5	0	0	157
178	19	0	0	197	211	17	4	0	232
129	17	3	0	149	158	5	1	2	166
155	11	2	0	168	188	4	0	1	193
202	4	0	0	206	197	10	0	1	208
173	9	3	8	193	244	12	0	4	260
136	7	0	0	143	179	9	0	2	190
154	10	0	0	164	211	14	1	2	228
157	18	1	3	179	146	5	0	2	153
204	19	0	1	224	113	5	0	1	119
136	12	0	2	150	105	6	0	0	111
107	11	1	1	120	74	10	0	1	85
99	13	1	0	113	157	7	0	2	166
278	20	2	2	302	222	11	0	3	236
389	42	2	1	434	192	14	2	1	209
263	18	3	7	291	159	9	0	5	173
223	15	2	3	243	137	15	0	5	157
117	6	0	3	126	66	3	0	4	73
209	19	0	3	231	161	12	1	3	177
251	19	3	3	276	120	3	1	2	126
190	15	1	1	207	143	4	0	0	147
149	9	2	0	160	139	8	0	1	148
82	12	1	0	95	120	14	0	1	135
151	16	1	0	168	195	20	0	2	217
175	5	0	0	180	162	10	0	1	173
215	17	2	0	234	173	4	0	2	179
190	13	2	0	205	165	6	0	5	176
203	20	1	3	227	307	18	2	3	330
186	26	4	2	218	243	17	0	4	264
121	10	1	2	134	99	12	0	1	112
102	8	1	0	111	167	9	0	1	177
163	17	1	2	183	195	9	0	2	206

61	6	0	0	67	37	6	0	0	43
267	34	1	3	305	210	6	2	0	218
229	21	2	3	255	164	6	0	2	172
71	3	0	0	74	134	4	0	1	139
313	25	2	2	342	155	5	0	2	162
208	14	2	1	225	165	11	0	0	176
165	11	1	1	178	145	3	3	0	151
290	25	3	1	319	142	10	0	5	157
326	30	3	13	372	81	4	0	1	86
291	25	5	4	325	66	2	0	1	69
311	23	7	4	345	51	3	0	1	55
304	19	2	1	326	170	13	2	1	186
87	8	1	0	96	96	2	0	0	98
204	11	0	2	217	260	8	0	0	268
252	9	1	1	263	176	9	0	1	186
192	7	1	0	200	170	11	0	1	182
86	3	0	3	92	126	5	0	0	131
187	30	3	0	220	152	13	0	1	166
197	12	0	1	210	223	12	0	2	237
165	12	5	2	184	149	4	0	0	153
177	8	1	0	186	145	2	1	3	151
232	13	10	3	258	208	9	0	4	221
228	9	1	2	240	179	9	0	1	189
192	12	1	2	207	137	3	0	3	143
213	28	1	1	243	168	19	1	1	189
14712	1170	140	127	16149	11904	664	23	114	12705

<i>Chele Chiavacci Farley (MACHINE)</i>	<i>Chele Chiavacci Farley (ABSENTEE)</i>	<i>Chele Chiavacci Farley (ABSENTEE HC)</i>	<i>Chele Chiavacci Farley (AFFIDAVIT)</i>	<i>Chele Chiavacci Farley</i>	<i>Kirsten E. Gillibrand (MACHINE)</i>	<i>Kirsten E. Gillibrand (ABSENTEE)</i>	<i>Kirsten E. Gillibrand (ABSENTEE HC)</i>	<i>Kirsten E. Gillibrand (AFFIDAVIT)</i>	<i>Kirsten E. Gillibrand</i>
CON	CON	CON	CON	CON	WOR	WOR	WOR	WOR	WOR
17	0	0	0	17	6	0	0	0	6
16	0	0	0	16	13	2	0	0	15
18	0	0	0	18	15	1	0	0	16
23	1	0	0	24	14	0	0	0	14
10	3	0	0	13	16	1	0	0	17
3	0	0	0	3	6	0	0	0	6
17	0	0	0	17	8	1	0	1	10
21	1	0	1	23	11	0	0	0	11
8	1	0	0	9	3	0	0	0	3
30	3	0	0	33	18	0	0	0	18
0	0	0	0	0	2	0	0	0	2
0	1	0	0	1	4	0	0	0	4
9	0	0	0	9	3	0	0	0	3
21	3	1	0	25	16	0	0	0	16
26	1	0	1	28	5	0	0	0	5
20	1	0	0	21	8	0	0	0	8
12	0	0	0	12	8	2	0	0	10
14	1	0	0	15	8	0	0	0	8
14	1	0	0	15	12	1	0	0	13
13	2	0	0	15	5	0	0	0	5
18	1	0	0	19	16	0	0	0	16
24	0	0	0	24	11	0	0	0	11

18	3	0	0	21	14	2	0	0	16
14	1	0	0	15	10	0	0	0	10
21	0	1	0	22	5	2	0	1	8
21	5	0	0	26	5	1	0	1	7
20	1	0	0	21	7	1	0	0	8
24	0	0	0	24	12	3	0	0	15
23	1	0	1	25	9	1	0	0	10
21	2	0	0	23	3	0	0	0	3
18	4	0	0	22	13	0	0	0	13
22	0	0	0	22	8	0	0	0	8
9	3	0	0	12	3	0	0	0	3
19	1	0	0	20	14	0	0	0	14
11	1	0	0	12	4	0	0	0	4
5	0	0	0	5	2	0	0	0	2
14	0	0	0	14	11	1	0	0	12
28	1	0	0	29	9	0	0	0	9
16	3	0	0	19	14	0	0	0	14
11	0	0	0	11	15	1	3	0	19
12	0	0	0	12	7	0	0	0	7
8	0	0	0	8	6	0	0	0	6
18	0	0	0	18	8	0	0	0	8
12	2	0	0	14	11	0	0	1	12
12	0	0	0	12	15	0	0	0	15
10	3	0	0	13	5	1	0	0	6
11	3	0	0	14	3	1	0	0	4
16	1	0	0	17	9	0	0	0	9
24	0	0	0	24	1	0	0	0	1
9	0	0	0	9	15	1	0	0	16
18	0	0	0	18	17	2	0	0	19
32	3	0	0	35	11	0	0	0	11
19	3	0	0	22	9	0	0	0	9
9	0	0	0	9	2	0	0	0	2
12	0	0	0	12	9	0	0	0	9
19	0	0	1	20	14	1	0	0	15

0	0	0	0	0	3	0	0	0	3
28	0	0	0	28	13	0	0	0	13
23	1	0	1	25	15	0	0	1	16
13	0	0	0	13	6	0	0	0	6
17	0	0	0	17	17	0	0	0	17
15	1	0	0	16	9	0	0	0	9
21	1	0	0	22	4	0	0	0	4
14	0	0	0	14	8	0	0	0	8
10	1	0	0	11	11	1	0	0	12
6	0	0	0	6	13	1	0	0	14
10	1	0	0	11	11	2	1	0	14
17	0	0	0	17	12	1	0	0	13
10	0	0	0	10	6	0	0	0	6
28	0	0	0	28	16	1	0	0	17
19	0	0	0	19	16	0	0	0	16
25	1	0	0	26	6	0	0	0	6
8	0	0	0	8	4	0	0	0	4
12	1	0	0	13	10	2	0	0	12
23	0	0	1	24	12	1	0	0	13
12	1	2	0	15	8	0	0	0	8
13	0	0	0	13	14	1	0	0	15
23	1	1	0	25	19	1	0	0	20
20	0	0	0	20	11	0	0	0	11
16	1	0	0	17	12	1	0	0	13
20	6	0	0	26	6	0	0	0	6
1293	77	5	6	1381	770	38	4	5	817

<i>Kirsten E. Gillibrand (MACHINE)</i>	<i>Kirsten E. Gillibrand (ABSENTEE)</i>	<i>Kirsten E. Gillibrand (ABSENTEE HC)</i>	<i>Kirsten E. Gillibrand (AFFIDAVIT)</i>	<i>Kirsten E. Gillibrand</i>	<i>Kirsten E. Gillibrand (MACHINE)</i>	<i>Kirsten E. Gillibrand (ABSENTEE)</i>	<i>Kirsten E. Gillibrand (ABSENTEE HC)</i>	<i>Kirsten E. Gillibrand (AFFIDAVIT)</i>
IND	IND	IND	IND	IND	WEP	WEP	WEP	WEP
8	0	0	0	8	2	0	0	0
9	0	0	0	9	5	1	0	0
11	2	0	0	13	7	0	0	0
14	2	0	0	16	4	0	0	0
7	0	0	0	7	7	0	1	0
2	0	0	0	2	1	0	0	0
5	0	0	1	6	2	1	0	0
7	0	0	0	7	3	0	1	0
3	0	0	0	3	1	0	0	0
12	1	0	0	13	6	0	1	0
2	0	0	0	2	2	0	0	0
3	1	0	0	4	1	0	0	0
7	0	0	0	7	4	0	0	0
13	1	0	0	14	6	0	0	0
10	2	0	0	12	2	0	0	0
13	1	0	0	14	3	1	0	0
6	0	0	0	6	3	0	0	0
2	0	0	0	2	2	0	0	0
6	0	0	0	6	6	0	0	0
7	0	0	0	7	0	0	0	0
8	0	0	0	8	5	0	0	0
13	1	0	0	14	3	1	0	0

11	2	0	0	13	1	1	0	0
1	0	0	0	1	0	0	0	0
8	0	0	0	8	1	0	0	0
6	0	0	0	6	2	0	0	0
7	1	0	0	8	2	0	0	0
2	1	0	0	3	2	0	0	0
9	0	0	0	9	5	1	0	0
12	1	0	0	13	2	0	0	0
11	0	0	0	11	1	0	0	0
10	0	0	0	10	1	0	0	0
4	1	0	0	5	2	0	0	1
6	1	0	1	8	5	0	0	0
8	1	1	1	11	2	0	1	0
2	0	0	0	2	0	0	0	0
3	1	0	0	4	2	1	0	0
16	0	0	0	16	5	0	0	0
11	0	0	0	11	9	0	0	0
17	2	0	0	19	4	0	0	0
10	0	0	0	10	6	0	0	0
3	1	0	0	4	0	0	0	0
8	0	0	0	8	4	0	0	0
11	0	1	0	12	3	0	0	0
4	0	0	0	4	1	0	0	0
3	1	0	0	4	0	0	0	0
8	1	0	0	9	2	0	0	0
17	0	0	0	17	1	0	0	0
8	1	0	2	11	2	0	0	0
9	0	0	0	9	2	1	0	0
14	0	0	0	14	2	0	0	0
9	1	0	0	10	6	0	0	0
10	0	0	0	10	1	0	0	0
6	1	0	0	7	0	0	0	0
6	1	0	0	7	1	1	0	0
11	0	0	0	11	4	0	0	0

US Senator

<i>Kirsten E. Gillibrand (AFFIDAVIT)</i>	<i>Kirsten E. Gillibrand</i>	<i>Chele Chiavacci Farley (MACHINE)</i>	<i>Chele Chiavacci Farley (ABSENTEE)</i>	<i>Chele Chiavacci Farley (ABSENTEE HC)</i>	<i>Chele Chiavacci Farley (AFFIDAVIT)</i>	<i>Chele Chiavacci Farley</i>	<i>Kirsten E. Gillibrand TOTAL</i>	<i>Chele Chiavacci Farley TOTAL</i>	<i>WRITE IN (MACHINE)</i>	<i>WRITE IN (ABSENTEE)</i>	<i>WRITE IN (ABSENTEE)</i>
WEP	REF	REF	REF	REF	REF						
2	1	0	0	0	1	140	126	0	0	0	
6	0	0	0	0	0	247	182	0	0	0	
7	2	0	0	0	2	497	104	0	0	0	
4	1	0	0	0	1	332	187	0	0	0	
8	2	0	0	0	2	341	110	0	0	0	
1	1	0	0	0	1	68	36	0	0	0	
3	2	0	0	0	2	151	117	0	0	0	
4	1	0	0	0	1	345	132	1	0	0	
1	2	0	0	0	2	104	76	0	0	0	
7	2	0	0	0	2	347	211	0	0	0	
2	0	0	0	0	0	18	22	0	0	0	
1	0	0	0	0	0	58	55	1	0	0	
4	0	0	0	0	0	77	67	0	0	0	
6	2	0	0	0	2	373	346	0	0	0	
2	2	0	0	0	2	186	174	0	0	0	
4	1	0	0	0	1	126	159	0	0	0	
3	0	0	0	0	0	77	114	0	0	0	
2	1	0	0	0	1	160	160	0	0	0	
6	1	0	0	0	1	257	212	0	0	0	
0	3	0	0	0	3	136	191	0	0	0	
5	0	0	0	1	1	171	224	0	0	1	
4	2	0	0	0	2	246	201	0	0	0	

2	1	0	0	0	1	213	169	0	0	0
0	0	0	0	0	0	114	140	0	0	0
1	1	0	0	0	1	123	180	0	0	0
2	1	0	0	0	1	212	259	0	0	0
2	1	0	0	0	1	167	188	0	0	0
2	0	0	0	0	0	188	217	0	0	0
6	3	0	0	0	3	231	236	0	0	0
2	1	0	0	0	1	211	284	0	0	0
1	2	0	0	0	2	168	214	0	0	0
1	2	0	0	0	2	183	252	1	0	0
3	0	0	0	0	0	190	165	0	0	0
5	2	0	0	0	2	251	141	0	0	0
3	0	0	0	0	0	168	123	0	0	0
0	0	0	0	0	0	124	90	0	0	0
3	2	0	0	0	2	132	182	0	0	0
5	4	0	0	0	4	332	269	0	0	0
9	2	0	0	0	2	468	230	0	0	0
4	2	0	0	0	2	333	186	0	0	0
6	3	0	0	0	3	266	172	0	0	0
0	0	0	0	0	0	136	81	0	0	0
4	1	0	0	0	1	251	196	0	0	0
3	2	0	0	0	2	303	142	0	0	0
1	0	0	0	0	0	227	159	0	0	0
0	1	0	0	0	1	170	162	0	0	0
2	0	0	0	0	0	110	149	0	0	0
1	4	0	0	0	4	195	238	0	0	0
2	2	0	0	0	2	194	199	0	0	0
3	2	0	0	0	2	262	190	0	0	0
2	5	0	0	0	5	240	199	0	0	0
6	1	0	0	0	1	254	366	0	0	0
1	3	0	0	0	3	238	289	0	0	0
0	1	0	0	0	1	143	122	0	0	0
2	0	0	0	0	0	129	189	0	0	0
4	3	0	0	0	3	213	229	0	0	0

0	0	0	0	0	0	73	43	0	0	0
6	3	0	0	0	3	331	249	0	0	0
4	1	0	0	0	1	290	198	0	0	0
2	1	0	0	0	1	85	153	0	0	0
4	1	0	0	0	1	372	180	0	0	0
2	1	0	0	0	1	248	193	0	0	0
1	1	0	0	0	1	192	174	0	0	0
2	3	1	0	0	4	341	175	0	0	0
10	2	0	0	0	2	401	99	0	0	0
3	1	0	0	0	1	352	76	0	0	0
6	1	0	0	0	1	370	67	0	0	0
9	1	0	0	0	1	364	204	0	0	0
2	0	0	0	0	0	109	108	0	0	0
5	2	0	0	0	2	255	298	0	0	0
3	1	0	0	0	1	293	206	0	0	0
5	1	0	0	0	1	217	209	0	0	0
1	2	0	0	0	2	103	141	0	0	0
3	3	0	0	0	3	244	182	0	0	0
5	1	0	0	0	1	235	262	1	0	0
2	3	0	0	0	3	207	171	0	0	0
2	0	0	0	0	0	219	164	0	0	0
5	2	0	0	0	2	304	248	0	0	0
2	0	0	0	0	0	261	209	0	0	0
4	2	0	0	0	2	239	162	0	0	0
8	1	1	0	0	2	269	217	0	0	0
266	112	2	0	1	115	17970	14201	4	0	1

SENTEE HC)	WRITE IN (AFFIDAVIT)	WRITE IN	UNDER / OVER VOTES	TOTAL VOTES CAST	Whole number
0	0	15	266	281	
0	0	21	429	450	
0	0	20	601	621	
0	0	32	519	551	
0	0	27	451	478	
0	0	8	104	112	
0	0	14	268	282	
0	1	18	478	496	
0	0	8	180	188	
0	0	38	558	596	
0	0	8	40	48	
0	1	6	114	120	
0	0	7	144	151	
0	0	34	719	753	
0	0	30	360	390	
0	0	19	285	304	
0	0	19	191	210	
0	0	32	320	352	
0	0	26	469	495	
0	0	29	327	356	
0	1	27	396	423	
0	0	36	447	483	

0	0	26	382	408
0	0	9	254	263
0	0	13	303	316
0	0	22	471	493
0	0	32	355	387
0	0	28	405	433
0	0	26	467	493
0	0	23	495	518
0	0	22	382	404
0	1	42	436	478
0	0	27	355	382
0	0	9	392	401
0	0	16	291	307
0	0	8	214	222
0	0	30	314	344
0	0	36	601	637
0	0	26	698	724
0	0	27	519	546
0	0	25	438	463
0	0	15	217	232
0	0	25	447	472
0	0	19	445	464
0	0	24	386	410
0	0	13	332	345
0	0	16	259	275
0	0	25	433	458
0	0	26	393	419
0	0	27	452	479
0	0	19	439	458
0	0	37	620	657
0	0	32	527	559
0	0	22	265	287
0	0	28	318	346
0	0	28	442	470

0	0	6	116	122
0	0	37	580	617
0	0	16	488	504
0	0	24	238	262
0	0	25	552	577
0	0	24	441	465
0	0	28	366	394
0	0	24	516	540
0	0	19	500	519
0	0	18	428	446
0	0	12	437	449
0	0	29	568	597
0	0	16	217	233
0	0	46	553	599
0	0	33	499	532
0	0	25	426	451
0	0	12	244	256
0	0	21	426	447
0	1	32	498	530
0	0	34	378	412
0	0	30	383	413
0	0	44	552	596
0	0	33	470	503
0	0	26	401	427
0	0	36	486	522
0	5	1,927	32,176	34,103

<i>DISTRICT</i>	<i>MACHINE TURNOUT</i>	<i>ABSENTEE TURNOUT</i>	<i>AFFIDAVIT</i>	<i>TOTAL TURNOUT</i>	<i>VOTER REGISTRATION</i>	<i>% TURNOUT</i>	<i>Tedra L.Cobb (MACHINE)</i>	<i>Tedra L.Cobb (ABSENTEE)</i>	<i>Tedra L.Cobb (ABSENTEE HC)</i>	<i>Tedra L.Cobb (AFFIDAVIT)</i>	<i>Tedra L.Cobb</i>	<i>Elise M. Stefanik (MACHINE)</i>	<i>Elise M. Stefanik (ABSENTEE)</i>	<i>Elise M. Stefanik (ABSENTEE HC)</i>	<i>Elise M. Stefanik (AFFIDAVIT)</i>
							DEM	DEM	DEM	DEM	DEM	REP	REP	REP	REP
Brasher 1	272	9	0	281	608	46%	85	5	0	0	90	146	2	0	0
Brasher 2	421	26	3	450	794	57%	172	18	0	2	192	192	5	0	0
Canton 1	545	71	5	621	898	69%	398	43	12	5	458	89	10	0	0
Canton 2	506	42	3	551	907	61%	256	20	5	1	282	183	12	1	2
Canton 3	415	58	5	478	695	69%	275	30	0	3	308	90	18	0	2
Canton 4	109	3	0	112	180	62%	45	0	1	0	46	52	2	0	0
Canton 5	263	14	5	282	447	63%	109	1	2	2	114	116	10	0	1
Canton 6	458	29	9	496	808	61%	292	12	4	6	314	125	10	0	2
Canton 7	170	17	1	188	311	60%	68	9	1	1	79	79	5	0	0
Canton 8	538	56	2	596	975	61%	256	29	6	1	292	204	11	0	1
Clare 1	48	0	0	48	75	64%	11	0	0	0	11	28	0	0	0
Clifton 1	116	3	1	120	241	50%	45	2	0	0	47	59	0	0	1
Clifton 2	132	17	2	151	205	74%	52	2	0	2	56	57	15	0	0
Colton 1	692	58	3	753	1121	67%	287	25	3	1	316	344	23	0	2
DeKalb 1	362	24	4	390	667	58%	134	10	1	2	147	175	8	1	0
DeKalb 2	291	11	2	304	505	60%	85	3	0	1	89	160	6	0	1

DePeyster 1	200	9	1	210	355	59%	36	6	0	0	42	133	3	0	1
Edwards 1	334	18	0	352	625	56%	118	6	0	0	124	177	9	0	0
Fine 1	464	29	2	495	875	57%	182	15	0	1	198	238	13	0	1
Fowler 1	338	17	1	356	596	60%	92	7	0	0	99	197	8	0	1
Fowler 2	392	29	2	423	761	56%	93	14	0	0	107	248	11	0	2
Gouverneur 1	435	45	3	483	864	56%	155	16	5	1	177	216	16	2	1
Gouverneur 2	371	36	1	408	913	45%	152	12	3	0	167	164	14	0	1
Gouverneur 3	252	10	1	263	503	52%	76	5	0	0	81	142	4	0	1
Gouverneur 4	301	14	1	316	614	51%	80	3	0	0	83	176	6	0	1
Hammond 1	444	48	1	493	816	60%	139	19	0	0	158	252	18	3	0
Hermon 1	352	33	2	387	653	59%	102	15	2	0	119	202	6	2	2
Hopkinton 1	408	23	2	433	685	63%	124	10	2	0	136	223	5	0	1
Lawrence 1	474	17	2	493	944	52%	174	4	0	0	178	237	10	0	2
Lisbon 1	477	29	12	518	865	60%	149	6	3	5	163	277	15	0	6
Lisbon 2	381	21	2	404	721	56%	104	5	0	0	109	227	9	0	2
Lisbon 3	449	27	2	478	824	58%	112	8	0	0	120	276	15	1	2
Louisville 1	345	31	6	382	647	59%	135	15	1	3	154	178	9	0	3
Louisville 2	372	26	3	401	662	61%	156	17	0	1	174	163	7	0	1
Louisville 3	279	25	3	307	470	65%	119	13	2	2	136	130	7	0	0
Louisville 4	197	23	2	222	330	67%	98	11	1	1	111	91	11	0	1
Macomb 1	316	26	2	344	536	64%	82	12	1	0	95	189	8	0	2
Madrid 1	597	35	5	637	1014	63%	254	21	2	2	279	274	10	0	3
Massena 1	655	67	2	724	1124	64%	335	35	1	1	372	258	20	1	1
Massena 2	498	36	12	546	996	55%	224	17	3	5	249	215	10	0	6
Massena 3	419	36	8	463	910	51%	196	15	2	3	216	171	17	0	5

Massena 4	214	11	7	232	474	49%	96	3	0	2	101	92	7	0	5
Massena 5	431	35	6	472	957	49%	173	13	0	3	189	209	18	1	3
Massena 6	426	32	6	464	885	52%	203	15	3	2	223	165	7	1	3
Massena 7	389	20	1	410	730	56%	168	14	1	1	184	171	5	0	0
Massena 8	318	26	1	345	630	55%	122	10	1	0	133	159	9	0	1
Morristown 1	241	33	1	275	480	57%	71	10	1	0	82	142	16	0	1
Morristown 2	418	38	2	458	716	64%	122	16	1	0	139	247	21	0	2
Norfolk 1	399	17	3	419	794	53%	151	8	0	1	160	204	7	0	1
Norfolk 2	450	27	2	479	956	50%	181	14	2	0	197	219	8	0	2
Norfolk 3	430	23	5	458	839	55%	152	11	2	1	166	226	8	0	4
Oswegatchie 1	605	46	6	657	1138	58%	151	15	1	2	169	378	21	1	4
Oswegatchie 2	495	55	9	559	939	60%	149	18	4	2	173	287	23	0	6
Oswegatchie 3	258	26	3	287	445	64%	86	12	1	2	101	143	12	0	1
Parishville 1	324	21	1	346	542	64%	85	6	2	0	93	200	11	0	1
Parishville 2	437	28	5	470	835	56%	143	15	1	3	162	234	11	0	1
Piercefield 1	110	12	0	122	196	62%	57	6	0	0	63	49	6	0	0
Pierrepoint 1	568	46	3	617	1020	60%	231	32	1	2	266	271	8	0	1
Pierrepoint 2	465	32	7	504	778	65%	214	20	1	4	239	190	9	0	2
Pitcairn 1	253	8	1	262	503	52%	60	3	0	0	63	159	4	0	1
Potsdam 1	536	37	4	577	892	65%	295	23	2	2	322	191	7	0	2
Potsdam 2	429	34	2	465	770	60%	199	15	2	0	216	188	12	0	1
Potsdam 3	369	24	1	394	668	59%	154	9	1	1	165	172	6	1	0
Potsdam 4	492	41	7	540	940	57%	272	27	3	1	303	169	10	0	5
Potsdam 5	462	43	14	519	816	64%	316	28	3	12	359	97	8	0	1
Potsdam 6	408	33	5	446	920	48%	286	25	4	4	319	73	2	0	0

Potsdam 7	403	40	6	449	713	63%	309	24	6	4	343	63	3	0	1
Potsdam 8	556	39	2	597	957	62%	273	18	2	1	294	218	13	1	0
Rossie 1	219	14	0	233	412	57%	78	7	1	0	86	115	3	1	0
Russell 1	575	22	2	599	1148	52%	180	8	0	2	190	302	10	0	0
Stockholm 1	510	19	3	532	924	58%	218	9	1	2	230	235	9	1	1
Stockholm 2	427	22	2	451	786	57%	157	7	1	0	165	210	12	1	1
Stockholm 3	245	8	3	256	467	55%	81	4	0	3	88	139	4	0	0
Waddington 1	394	51	2	447	684	65%	152	23	3	0	178	202	20	0	1
Waddington 2	497	29	4	530	893	59%	154	8	0	1	163	268	18	0	2
Ogdensburg 1	379	30	3	412	809	51%	139	11	4	0	154	192	6	1	1
Ogdensburg 2	395	15	3	413	934	44%	133	4	1	0	138	211	6	1	3
Ogdensburg 3	545	44	7	596	1038	57%	213	11	10	1	235	256	11	0	6
Ogdensburg 4	481	19	3	503	921	55%	182	10	1	2	195	235	8	0	1
Ogdensburg 5	398	23	6	427	878	49%	153	10	0	3	166	191	4	0	3
Ogdensburg 6	449	70	3	522	898	58%	149	19	0	1	169	249	23	1	1

<i>Elise M. Stefanik (AFFIDAVIT)</i>	<i>Elise M. Stefanik (MACHINE)</i>	<i>Elise M. Stefanik (ABSENTEE)</i>	<i>Elise M. Stefanik (ABSENTEE HC)</i>	<i>Elise M. Stefanik (AFFIDAVIT)</i>	<i>Elise M. Stefanik</i>	<i>Lynn Kahn (MACHINE)</i>	<i>Lynn Kahn (ABSENTEE)</i>	<i>Lynn Kahn (ABSENTEE HC)</i>	<i>Lynn Kahn (AFFIDAVIT)</i>	<i>Lynn Kahn</i>	<i>Tedra L.Cobb (MACHINE)</i>	<i>Tedra L.Cobb (ABSENTEE)</i>	<i>Tedra L.Cobb (ABSENTEE HC)</i>	<i>Tedra L.Cobb (AFFIDAVIT)</i>	<i>Tedra L.Cobb</i>	<i>Elise M. Stefanik (MACHINE)</i>	<i>Elise M. Stefanik (ABSENTEE)</i>	<i>Elise M. Stefanik (ABSENTEE HC)</i>
REP	CON	CON	CON	CON	CON	GRE	GRE	GRE	GRE	GRE	WOR	WOR	WOR	WOR	WOR	IND	IND	IND
148	16	0	0	0	16	8	0	0	0	8	4	0	0	0	4	8	0	0
197	15	1	0	0	16	9	0	0	0	9	11	0	0	0	11	10	1	0
99	18	0	0	0	18	5	0	0	0	5	19	1	0	0	20	4	0	0
198	25	0	0	0	25	9	0	0	0	9	15	1	0	0	16	8	1	0
110	11	1	0	0	12	6	1	0	0	7	17	2	0	0	19	3	1	0
54	5	0	0	0	5	3	0	0	0	3	2	0	0	0	2	0	0	0
127	13	0	0	0	13	7	0	0	0	7	8	1	0	0	9	1	0	0
137	20	1	0	0	21	4	0	0	1	5	12	0	0	0	12	3	0	0
84	6	1	0	0	7	8	0	0	0	8	3	0	0	0	3	2	0	0
216	30	2	0	0	32	9	2	1	0	12	18	1	0	0	19	5	0	0
28	2	0	0	0	2	3	0	0	0	3	2	0	0	0	2	0	0	0
60	5	1	0	0	6	1	0	0	0	1	3	0	0	0	3	0	0	0
72	11	0	0	0	11	3	0	0	0	3	4	0	0	0	4	0	0	0
369	25	3	1	0	29	9	1	0	0	10	9	0	0	0	9	4	1	0
184	24	2	0	1	27	10	0	0	1	11	5	1	0	0	6	5	0	0
167	19	1	0	0	20	9	0	0	0	9	8	0	0	0	8	5	1	0

137	13	0	0	0	13	8	0	0	0	8	3	0	0	0	3	4	0	0
186	17	1	0	0	18	9	2	0	0	11	3	0	0	0	3	2	0	0
252	14	1	0	0	15	12	0	0	0	12	8	0	0	0	8	4	0	0
206	19	2	0	0	21	8	0	0	0	8	5	0	0	0	5	10	0	0
261	20	0	0	0	20	7	0	0	0	7	5	0	0	0	5	8	0	0
235	25	0	0	0	25	15	0	0	0	15	6	0	0	0	6	5	1	0
179	19	3	0	0	22	12	1	0	0	13	8	1	0	0	9	7	0	0
147	18	1	0	0	19	6	0	0	0	6	3	0	0	0	3	2	0	0
183	23	0	0	0	23	11	0	0	0	11	4	1	0	0	5	4	1	1
273	24	4	0	0	28	10	0	0	1	11	6	0	0	0	6	6	0	0
212	23	1	0	0	24	8	0	0	0	8	7	2	0	0	9	5	0	0
229	26	0	0	0	26	14	0	0	1	15	7	4	0	0	11	3	0	0
249	23	1	0	0	24	15	0	0	0	15	4	1	0	0	5	8	0	0
298	19	1	0	1	21	11	1	0	0	12	3	0	0	0	3	6	0	0
238	19	4	0	0	23	7	0	0	0	7	11	0	0	0	11	6	0	0
294	19	0	0	0	19	11	0	0	0	11	7	0	0	0	7	7	1	0
190	11	2	0	0	13	5	0	0	0	5	2	0	0	0	2	2	1	0
171	21	1	0	0	22	8	1	0	0	9	8	0	0	0	8	4	0	0
137	13	0	0	0	13	6	0	0	0	6	1	0	0	0	1	4	0	0
103	6	0	0	0	6	0	0	0	0	0	1	0	0	0	1	1	0	0
199	15	0	0	0	15	15	2	0	0	17	5	0	0	0	5	0	1	0
287	25	1	0	0	26	14	0	0	0	14	11	0	0	0	11	4	0	0
280	17	3	0	0	20	14	0	0	0	14	13	0	0	0	13	4	0	0
231	11	0	0	0	11	11	0	0	0	11	12	1	3	0	16	12	0	0
193	20	0	0	0	20	9	0	0	0	9	4	0	0	0	4	8	0	0

104	9	0	0	0	9	0	0	0	0	0	5	0	0	0	5	4	1	0
231	21	0	0	0	21	2	0	0	0	2	7	0	0	0	7	4	0	0
176	15	2	0	0	17	9	0	0	0	9	11	0	0	1	12	9	0	1
176	17	0	0	0	17	6	0	0	0	6	10	0	0	0	10	4	0	0
169	12	3	0	0	15	4	1	0	0	5	3	0	0	0	3	7	0	0
159	11	3	0	0	14	5	0	0	0	5	1	0	0	0	1	5	0	0
270	15	0	0	0	15	10	0	0	0	10	6	0	0	0	6	6	0	0
212	23	0	0	0	23	5	0	0	0	5	3	0	0	0	3	6	1	0
229	10	0	0	0	10	11	0	0	0	11	4	0	0	0	4	11	0	0
238	16	0	0	0	16	7	1	0	0	8	12	1	0	0	13	6	0	0
404	41	3	0	0	44	6	1	0	0	7	10	0	0	0	10	6	1	0
316	24	2	0	0	26	11	1	0	0	12	5	1	0	0	6	5	0	0
156	7	0	0	0	7	8	0	0	0	8	2	1	0	0	3	4	0	0
212	13	0	0	0	13	7	0	0	0	7	5	0	0	0	5	5	1	0
246	18	1	0	1	20	6	0	0	0	6	15	0	0	0	15	6	0	0
55	0	0	0	0	0	0	0	0	0	0	1	0	0	0	1	1	0	0
280	30	0	0	0	30	8	1	1	0	10	16	0	0	0	16	4	1	0
201	19	1	0	1	21	8	0	1	0	9	16	0	0	0	16	8	0	0
164	14	0	0	0	14	4	1	0	0	5	4	0	0	0	4	4	0	0
200	17	1	0	0	18	5	1	0	0	6	14	1	0	0	15	3	1	0
201	17	1	0	0	18	3	0	0	0	3	9	1	0	0	10	6	0	0
179	23	1	0	0	24	7	0	0	0	7	4	1	0	0	5	3	1	0
184	15	0	0	0	15	7	0	0	1	8	10	0	0	0	10	7	1	0
106	11	0	0	0	11	10	0	0	1	11	11	2	0	0	13	2	0	0
75	7	0	0	0	7	14	0	1	0	15	14	0	0	1	15	6	0	0

67	11	1	0	0	12	2	1	0	0	3	10	2	1	0	13	2	0	0
232	22	0	1	1	24	13	1	0	0	14	13	1	0	0	14	2	0	0
119	9	0	0	0	9	5	0	0	0	5	5	0	0	0	5	0	1	0
312	30	0	0	0	30	17	1	0	0	18	19	1	0	0	20	11	0	0
246	17	0	0	0	17	12	0	0	0	12	9	0	0	0	9	8	0	0
224	25	0	0	0	25	9	1	0	0	10	9	0	0	0	9	5	0	0
143	7	0	0	0	7	6	0	0	0	6	5	0	0	0	5	4	0	0
223	14	1	0	0	15	7	2	0	0	9	6	1	0	0	7	3	0	0
288	25	0	0	0	25	13	0	0	0	13	16	1	0	1	18	5	1	0
200	15	1	1	0	17	8	0	0	1	9	4	0	0	0	4	6	0	1
221	17	0	0	0	17	2	0	0	0	2	11	0	0	0	11	6	2	0
273	25	1	1	0	27	12	1	0	0	13	14	1	0	0	15	10	0	0
244	23	0	0	0	23	5	0	0	0	5	13	0	0	0	13	9	0	0
198	16	1	0	0	17	13	0	0	0	13	6	2	0	0	8	9	2	0
274	18	7	0	0	25	7	5	0	0	12	7	0	0	0	7	7	1	0

<i>ABSENTEE HC)</i>	<i>Elise M. Stefanik (AFFIDAVIT)</i>	<i>Elise M. Stefanik</i>	<i>Tedra L.Cobb (MACHINE)</i>	<i>Tedra L.Cobb (ABSENTEE)</i>	<i>Tedra L.Cobb (ABSENTEE HC)</i>	<i>Tedra L.Cobb (AFFIDAVIT)</i>	<i>Tedra L.Cobb</i>	<i>Elise M. Stefanik (MACHINE)</i>	<i>Elise M. Stefanik (ABSENTEE)</i>	<i>Elise M. Stefanik (ABSENTEE HC)</i>	<i>Elise M. Stefanik (AFFIDAVIT)</i>	<i>Elise M. Stefanik</i>	<i>Tedra L. Cobb TOTAL</i>	<i>Elise M. Stefanik TOTAL</i>	<i>WRITE IN (MACHINE)</i>	<i>WRITE IN (ABSENTEE)</i>	<i>WRITE IN (ABSENTEE HC)</i>	<i>WRITE IN (AFFIDAVIT)</i>
IND	IND	WEP	WEP	WEP	WEP	WEP	REF	REF	REF	REF	REF							
0	8	1	0	0	0	1	2	0	0	0	2	95	174	0	0	0	0	
1	12	5	1	0	0	6	2	0	0	0	2	209	227	0	0	0	0	
0	4	10	1	0	0	11	0	0	0	0	0	489	121	0	0	0	0	
0	9	4	0	0	0	4	0	0	0	0	0	302	232	0	0	0	0	
0	4	7	2	1	0	10	2	0	0	0	2	337	128	0	0	0	0	
0	0	0	0	0	0	0	1	0	0	0	1	48	60	0	0	0	0	
0	1	5	0	0	1	6	0	0	0	0	0	129	141	0	0	0	0	
0	3	0	0	1	0	1	1	0	0	0	1	327	162	0	0	0	0	
0	2	0	0	0	0	0	1	0	0	0	1	82	94	0	0	0	0	
0	5	7	0	1	0	8	0	0	0	0	0	319	253	1	0	0	0	
0	0	1	0	0	0	1	1	0	0	0	1	14	31	0	0	0	0	
0	0	0	0	0	0	0	0	0	0	0	0	50	66	1	0	0	0	
0	0	3	0	0	0	3	0	0	0	0	0	63	83	0	0	0	0	
0	5	7	0	0	0	7	0	0	0	0	0	332	403	0	0	0	0	
0	5	0	0	0	0	0	2	0	0	0	2	153	218	0	0	0	0	
0	6	0	0	0	0	0	2	0	0	0	2	97	195	0	0	0	0	

0	4	1	0	0	0	1	0	0	0	0	0	46	154	0	0	0	0
0	2	1	0	0	0	1	2	0	0	0	2	128	208	0	0	0	0
0	4	3	0	0	0	3	1	0	0	0	1	209	272	0	0	0	0
0	10	2	0	0	0	2	1	0	0	0	1	106	238	0	0	0	0
0	8	1	0	0	0	1	0	0	0	0	0	113	289	1	0	0	0
1	7	4	0	0	0	4	3	0	0	0	3	187	270	0	0	0	0
0	7	1	2	0	0	3	0	0	0	0	0	179	208	0	0	0	0
0	2	0	0	0	0	0	0	0	0	0	0	84	168	0	0	0	0
0	6	1	0	0	0	1	0	0	0	0	0	89	212	0	0	0	0
0	6	3	0	0	0	3	2	0	0	0	2	167	309	0	0	0	0
0	5	2	1	0	0	3	0	0	0	0	0	131	241	0	0	0	0
0	3	3	0	0	0	3	2	0	0	0	2	150	260	0	0	0	0
0	8	2	1	0	0	3	4	0	0	0	4	186	285	0	0	0	0
0	6	1	1	0	0	2	0	0	0	0	0	168	325	0	0	0	0
0	6	1	0	0	0	1	0	0	0	0	0	121	267	0	0	0	0
0	8	1	0	0	0	1	1	0	0	0	1	128	322	1	0	0	0
0	3	2	0	0	0	2	2	0	0	0	2	158	208	0	0	0	0
1	5	6	0	0	0	6	3	0	0	0	3	188	201	0	0	0	0
1	5	3	0	0	0	3	1	0	0	0	1	140	156	0	0	0	0
0	1	0	0	0	0	0	0	0	0	0	0	112	110	0	0	0	0
0	1	2	0	0	0	2	2	0	0	0	2	102	217	0	0	0	0
0	4	3	0	0	0	3	4	0	0	0	4	293	321	0	0	0	0
0	4	3	0	0	0	3	6	0	0	0	6	388	310	0	0	2	0
0	12	4	1	0	1	6	0	0	0	0	0	271	254	0	0	0	0
0	8	2	0	0	0	2	2	0	0	0	2	222	223	0	0	0	0

0	5	0	0	0	0	0	0	0	0	0	0	106	118	0	0	0	0
0	4	4	1	0	0	5	4	0	0	0	4	201	260	0	0	0	0
0	10	4	0	0	0	4	1	0	0	0	1	239	204	0	0	0	0
0	4	3	0	0	0	3	2	0	0	0	2	197	199	0	0	0	0
0	7	1	0	0	0	1	3	0	0	0	3	137	194	0	0	0	0
0	5	3	1	0	0	4	0	0	0	0	0	87	178	0	0	0	0
0	6	3	0	0	0	3	2	0	0	0	2	148	293	0	0	0	0
0	7	2	0	0	0	2	1	0	0	1	2	165	244	0	0	0	0
0	11	2	0	0	0	2	0	1	0	0	1	203	251	0	0	0	0
0	6	3	0	0	0	3	3	0	0	0	3	182	263	0	0	0	0
0	7	4	0	0	0	4	2	0	0	0	2	183	457	0	0	0	0
0	5	4	1	0	0	5	2	0	0	0	2	184	349	0	0	0	0
0	4	1	0	0	0	1	0	0	0	0	0	105	167	0	0	0	0
0	6	2	1	0	0	3	2	0	0	0	2	101	233	0	0	0	0
0	6	3	0	0	0	3	2	0	0	0	2	180	274	1	0	0	0
0	1	0	0	0	0	0	0	0	0	0	0	64	56	0	0	0	0
0	5	4	0	0	0	4	4	0	0	0	4	286	319	0	0	0	0
0	8	5	0	0	0	5	0	0	0	0	0	260	230	0	0	0	0
0	4	3	0	0	0	3	0	0	0	0	0	70	182	0	0	0	0
0	4	4	1	0	0	5	1	0	0	0	1	342	223	0	0	0	0
0	6	1	0	0	1	2	2	0	0	0	2	228	227	0	0	0	0
0	4	2	0	0	0	2	1	0	0	0	1	172	208	0	0	0	0
0	8	5	0	0	0	5	1	0	0	0	1	318	208	0	0	0	0
0	2	10	0	0	0	10	1	0	0	0	1	382	120	0	0	0	0
0	6	3	1	0	0	4	2	0	0	0	2	338	90	0	0	0	0

1	3	4	0	0	0	4	0	0	0	0	0	360	82	0	0	0	0
0	2	9	2	0	0	11	2	0	0	0	2	319	260	0	0	0	0
0	1	2	0	0	0	2	2	0	0	0	2	93	131	0	0	0	0
0	11	5	0	0	0	5	1	0	0	0	1	215	354	0	0	0	0
0	8	4	0	0	0	4	1	0	0	0	1	243	272	0	0	0	0
0	5	3	1	0	0	4	2	0	0	0	2	178	256	0	0	0	0
0	4	0	0	0	0	0	3	0	0	0	3	93	157	0	0	0	0
1	4	3	1	0	0	4	0	0	0	0	0	189	242	0	0	0	0
0	6	5	0	0	0	5	3	0	0	0	3	186	322	0	0	0	0
0	7	3	1	0	0	4	2	0	0	0	2	162	226	1	0	0	0
0	8	4	0	0	0	4	1	0	0	0	1	153	247	0	0	0	0
0	10	3	1	1	0	5	2	0	0	0	2	255	312	0	0	0	0
0	9	0	0	0	0	0	3	0	0	0	3	208	279	0	0	0	0
0	11	2	0	0	0	2	1	0	0	0	1	176	227	0	0	0	0
1	9	4	1	1	0	6	3	1	0	0	4	182	312	0	0	0	0

<i>DISTRICT</i>	<i>MACHINE TURNOUT</i>	<i>ABSENTEE TURNOUT</i>	<i>AFFIDAVIT</i>	<i>TOTAL TURNOUT</i>	<i>VOTER REGISTRATION</i>	<i>% TURNOUT</i>	<i>Emily L. Martz (MACHINE)</i>
							DEM
Clare 1	48	0	0	48	75	64%	7
Colton 1	692	58	3	753	1121	67%	232
Hopkinton 1	408	23	2	433	685	63%	93
Lawrence 1	474	17	2	493	944	52%	156
Parishville 1	324	21	1	346	542	64%	74
Parishville 2	437	28	5	470	835	56%	122
Piercefield 1	110	12	0	122	196	62%	43
TOTAL	2,493	159	13	2,665	4,398	61%	727

<i>EMILY L. MARTZ (MACHINE)</i>	<i>EMILY L. MARTZ (ABSENTEE)</i>	<i>EMILY L. MARTZ (ABSENTEE HC)</i>	<i>EMILY L. MARTZ (AFFIDAVIT)</i>	<i>EMILY L. MARTZ</i>	<i>ELIZABETH O'C. LITTLE (MACHINE)</i>	<i>ELIZABETH O'C. LITTLE (ABSENTEE)</i>	<i>ELIZABETH O'C. LITTLE (ABSENTEE HC)</i>	<i>ELIZABETH O'C. LITTLE (AFFIDAVIT)</i>	<i>ELIZABETH O'C. LITTLE</i>	<i>ELIZABETH O'C. LITTLE (MACHINE)</i>	<i>ELIZABETH O'C. LITTLE (ABSENTEE)</i>
DEM	DEM	DEM	DEM	REP	REP	REP	REP	REP	CON	CON	
0	0	0	7	30	0	0	0	30	1	0	
24	0	1	257	369	25	0	2	396	29	3	
9	1	0	103	237	6	0	2	245	28	0	
4	0	0	160	246	11	0	1	258	25	1	
3	0	0	77	196	14	0	1	211	16	0	
12	0	2	136	242	13	0	1	256	20	1	
4	0	0	47	56	7	0	0	63	1	0	
56	1	3	787	1376	76	0	7	1459	120	5	

ABSENTEE											
Elizabeth O'C. Little (ABSENTEE)											
Elizabeth O'C. Little (ABSENTEE HC)											
Elizabeth O'C. Little (AFFIDAVIT)											
Elizabeth O'C. Little											
Emily L. Martz (MACHINE)											
Emily L. Martz (ABSENTEE)											
Emily L. Martz (ABSENTEE HC)											
Emily L. Martz (AFFIDAVIT)											
Emily L. Martz											
Elizabeth O'C. Little (MACHINE)											
Elizabeth O'C. Little (ABSENTEE)											
Elizabeth O'C. Little (ABSENTEE)											
Elizabeth O'C. Little (ABSENTEE)											
CON	CON	CON	WOR	WOR	WOR	WOR	WOR	WOR	IND	IND	IND
0	0	1	2	0	0	0	2	0	0	0	0
0	0	32	15	0	0	0	15	10	1	0	0
0	0	28	8	4	0	0	12	11	0	0	0
0	0	26	8	1	0	0	9	12	0	0	0
0	0	16	7	1	0	0	8	3	1	0	0
0	2	23	10	0	0	0	10	9	0	0	0
0	0	1	3	0	0	0	3	4	1	0	0
0	2	127	53	6	0	0	59	49	3	0	0

<i>Elizabeth O'C. Little (ABSENTEE HC)</i>	<i>Elizabeth O'C. Little (AFFIDAVIT)</i>	<i>Elizabeth O'C. Little</i>	<i>Elizabeth O'C. Little (MACHINE)</i>	<i>Elizabeth O'C. Little (ABSENTEE)</i>	<i>Elizabeth O'C. Little (ABSENTEE HC)</i>	<i>Elizabeth O'C. Little (AFFIDAVIT)</i>	<i>Elizabeth O'C.</i>
IND	IND	REF	REF	REF	REF	REF	REF
0	0	0	0	0	0	0	0
0	11	2	0	0	0	0	2
0	11	4	0	0	0	0	4
0	12	2	0	0	0	0	2
0	4	0	0	0	0	0	0
0	9	3	0	0	0	0	3
0	5	0	0	0	0	0	0
0	52	11	0	0	0	0	11

<i>DISTRICT</i>	<i>MACHINE TURNOUT</i>	<i>ABSENTEE TURNOUT</i>	<i>AFFIDAVIT</i>	<i>TOTAL TURNOUT</i>	<i>VOTER REGISTRATION</i>	<i>% TURNOUT</i>	<i>Joseph A. Griffo (MACHINE)</i>
							REP
Brasher 1	272	9	0	281	608	46%	163
Brasher 2	421	26	3	450	794	57%	253
Clifton 1	116	3	1	120	241	50%	74
Clifton 2	132	17	2	151	205	74%	64
Fine 1	464	29	2	495	875	57%	280
Massena 1	655	67	2	724	1124	64%	359
Massena 2	498	36	12	546	996	55%	283
Massena 3	419	36	8	463	910	51%	204
Massena 4	214	11	7	232	474	49%	106
Massena 5	431	35	6	472	957	49%	237
Massena 6	426	32	6	464	885	52%	218
Massena 7	389	20	1	410	730	56%	196
Massena 8	318	26	1	345	630	55%	189
Norfolk 1	399	17	3	419	794	53%	238
Norfolk 2	450	27	2	479	956	50%	267
Norfolk 3	430	23	5	458	839	55%	273
Pierrepoint 1	568	46	3	617	1020	60%	324
Pierrepoint 2	465	32	7	504	778	65%	250
Pitcairn 1	253	8	1	262	503	52%	177
Potsdam 1	536	37	4	577	892	65%	258
Potsdam 2	429	34	2	465	770	60%	238
Potsdam 3	369	24	1	394	668	59%	204
Potsdam 4	492	41	7	540	940	57%	237
Potsdam 5	462	43	14	519	816	64%	148
Potsdam 6	408	33	5	446	920	48%	125
Potsdam 7	403	40	6	449	713	63%	120

Potsdam 8	556	39	2	597	957	62%	284
Russell 1	575	22	2	599	1148	52%	372
Stockholm 1	510	19	3	532	924	58%	294
Stockholm 2	427	22	2	451	786	57%	252
Stockholm 3	245	8	3	256	467	55%	157
TOTAL	12,732	862	123	13,717	24,320	56%	6844

Joseph A. Griffo (MACHINE)	Joseph A. Griffo (ABSENTEE)	Joseph A. Griffo (ABSENTEE HC)	Joseph A. Griffo (AFFIDAVIT)	Joseph A. Griffo	Joseph A. Griffo (MACHINE)	Joseph A. Griffo (ABSENTEE)	Joseph A. Griffo (ABSENTEE HC)	Joseph A. Griffo (AFFIDAVIT)	Joseph A. Griffo	Joseph A. Griffo (MACHINE)	Joseph A. Griffo (ABSENTEE)
REP	REP	REP	REP	CON	CON	CON	CON	CON	IND	IND	
3	0	0	166	27	1	0	0	28	19	0	
12	0	1	266	24	0	0	1	25	26	4	
0	0	1	75	3	1	0	0	4	6	1	
14	0	2	80	15	1	0	0	16	13	0	
16	0	1	297	27	1	0	0	28	30	1	
34	2	1	396	29	3	0	0	32	50	3	
14	0	6	303	32	1	0	0	33	44	4	
19	0	5	228	30	1	0	0	31	26	2	
9	0	5	120	18	0	0	0	18	13	1	
20	0	4	261	24	0	0	0	24	25	2	
10	1	4	233	23	2	0	1	26	30	4	
7	0	0	203	25	1	0	0	26	27	0	
12	0	1	202	21	3	0	0	24	16	3	
9	1	1	249	33	0	0	0	33	28	2	
8	0	2	277	19	0	0	0	19	34	4	
10	0	5	288	28	1	0	0	29	33	0	
17	0	1	342	39	0	0	0	39	33	1	
14	0	3	267	26	1	0	1	28	45	5	
4	0	1	182	16	0	0	0	16	9	0	
10	0	3	271	32	0	0	0	32	30	3	
15	2	1	256	28	2	0	0	30	23	1	
10	0	0	214	29	1	0	0	30	18	2	
14	0	4	255	26	1	0	0	27	30	3	
11	0	3	162	19	1	0	0	20	38	3	
13	0	0	138	14	1	0	1	16	49	2	
5	0	1	126	13	2	0	0	15	32	3	

20	0	1	305	36	1	0	1	38	46	4
11	0	1	384	49	0	0	0	49	29	3
10	0	2	306	29	1	0	0	30	33	0
15	0	1	268	33	0	0	0	33	27	0
5	0	0	162	13	0	0	0	13	12	0
371	6	61	7,282	780	27	0	5	812	874	61

ABSENTEE)	Joseph A. Griffo (ABSENTEE HC)	Joseph A. Griffo (AFFIDAVIT)	Joseph A. Griffo	Joseph A. Griffo (MACHINE)	Joseph A. Griffo (ABSENTEE)	Joseph A. Griffo (ABSENTEE HC)	Joseph A. Griffo (AFFIDAVIT)	Joseph A. Griffo	Joseph A. Griffo TOTAL	WRITE IN (MACHINE)	WRITE IN (ABSENTEE)	WRITE IN (ABSENTEE)
IND	IND	IND	REF	REF	REF	REF	REF					
0	0	19	7	0	0	0	7	220	0	0	0	
0	0	30	3	0	0	0	3	324	1	1	0	
0	0	7	1	0	0	0	1	87	3	0	0	
0	0	13	1	0	0	0	1	110	0	0	0	
0	0	31	3	0	0	0	3	359	1	1	0	
0	0	53	6	0	0	0	6	487	2	0	0	
0	1	49	4	0	0	0	4	389	0	0	0	
0	1	29	3	0	0	0	3	291	1	0	0	
0	0	14	1	0	0	0	1	153	0	0	0	
0	1	28	4	0	0	0	4	317	1	0	0	
0	1	35	7	0	0	0	7	301	0	0	0	
0	0	27	3	0	0	0	3	259	0	0	0	
0	0	19	3	0	0	0	3	248	1	0	0	
0	2	32	3	0	0	0	3	317	1	0	0	
0	0	38	4	1	0	0	5	339	0	0	0	
0	0	33	6	0	0	0	6	356	0	0	0	
0	0	34	10	0	0	0	10	425	2	1	0	
0	1	51	7	0	0	0	7	353	3	1	0	
0	0	9	2	0	0	0	2	209	0	0	0	
0	0	33	4	2	0	0	6	342	2	0	0	
0	0	24	5	0	0	0	5	315	1	1	0	
0	0	20	4	0	0	0	4	268	1	0	0	
0	0	33	4	2	0	0	6	321	5	0	0	
0	3	44	11	1	0	0	12	238	4	0	0	
0	1	52	7	1	0	2	10	216	3	2	0	
0	2	37	4	0	0	0	4	182	4	1	0	

0	0	50	10	0	0	0	10	403	2	0	0
0	1	33	1	0	0	0	1	467	1	0	0
0	0	33	3	0	0	0	3	372	2	0	0
0	0	27	2	0	0	0	2	330	1	0	0
0	0	12	3	0	0	0	3	190	1	0	0
0	14	949	136	7	0	2	145	9188	43	8	0

<i>DISTRICT</i>	<i>MACHINE TURNOUT</i>	<i>ABSENTEE TURNOUT</i>	<i>AFFIDAVIT</i>	<i>TOTAL TURNOUT</i>	<i>VOTER REGISTRATION</i>	<i>% TURNOUT</i>
Canton 1	545	71	5	621	898	69%
Canton 2	506	42	3	551	907	61%
Canton 3	415	58	5	478	695	69%
Canton 4	109	3	0	112	180	62%
Canton 5	263	14	5	282	447	63%
Canton 6	458	29	9	496	808	61%
Canton 7	170	17	1	188	311	60%
Canton 8	538	56	2	596	975	61%
DeKalb 1	362	24	4	390	667	58%
DeKalb 2	291	11	2	304	505	60%
DePeyster 1	200	9	1	210	355	59%
Edwards 1	334	18	0	352	625	56%
Fowler 1	338	17	1	356	596	60%
Fowler 2	392	29	2	423	761	56%
Gouverneur 1	435	45	3	483	864	56%
Gouverneur 2	371	36	1	408	913	45%
Gouverneur 3	252	10	1	263	503	52%
Gouverneur 4	301	14	1	316	614	51%
Hammond 1	444	48	1	493	816	60%
Hermon 1	352	33	2	387	653	59%
Lisbon 1	477	29	12	518	865	60%
Lisbon 2	381	21	2	404	721	56%
Lisbon 3	449	27	2	478	824	58%
Louisville 1	345	31	6	382	647	59%
Louisville 2	372	26	3	401	662	61%
Louisville 3	279	25	3	307	470	65%

Louisville 4	197	23	2	222	330	67%
Macomb 1	316	26	2	344	536	64%
Madrid 1	597	35	5	637	1014	63%
Morristown 1	241	33	1	275	480	57%
Morristown 2	418	38	2	458	716	64%
Oswegatchie 1	605	46	6	657	1138	58%
Oswegatchie 2	495	55	9	559	939	60%
Oswegatchie 3	258	26	3	287	445	64%
Rossie 1	219	14	0	233	412	57%
Waddington 1	394	51	2	447	684	65%
Waddington 2	497	29	4	530	893	59%
Ogdensburg 1	379	30	3	412	809	51%
Ogdensburg 2	395	15	3	413	934	44%
Ogdensburg 3	545	44	7	596	1038	57%
Ogdensburg 4	481	19	3	503	921	55%
Ogdensburg 5	398	23	6	427	878	49%
Ogdensburg 6	449	70	3	522	898	58%

<i>Patricia A. Ritchie (MACHINE)</i>	<i>Patricia A. Ritchie (ABSENTEE)</i>	<i>Patricia A. Ritchie (ABSENTEE HC)</i>	<i>Patricia A. Ritchie (AFFIDAVIT)</i>	<i>Patricia A. Ritchie</i>	<i>Patricia A. Ritchie (MACHINE)</i>	<i>Patricia A. Ritchie (ABSENTEE)</i>	<i>Patricia A. Ritchie (ABSENTEE HC)</i>	<i>Patricia A. Ritchie (AFFIDAVIT)</i>	<i>Patricia A. D.</i>
REP	REP	REP	REP	REP	CON	CON	CON	CON	CON
206	28	0	1	235	23	0	0	0	23
292	17	0	2	311	37	2	0	0	39
160	28	1	2	191	25	2	0	0	27
69	2	0	0	71	8	0	0	0	8
164	10	0	4	178	21	0	0	0	21
197	14	0	1	212	29	3	0	1	33
102	9	0	0	111	13	2	0	0	15
289	18	0	1	308	36	4	0	0	40
240	12	1	0	253	32	2	0	3	37
184	8	0	2	194	31	1	0	0	32
144	8	0	1	153	17	0	0	0	17
234	13	0	0	247	27	1	0	0	28
221	7	0	1	229	24	2	0	0	26
288	18	1	1	308	35	1	0	0	36
299	21	1	1	322	32	1	0	0	33
234	15	0	1	250	32	6	0	0	38
172	5	0	1	178	26	1	0	0	27
220	8	0	1	229	24	0	0	0	24
305	22	1	0	328	30	5	0	0	35
226	9	2	2	239	35	3	0	0	38
346	18	0	9	373	27	1	0	0	28
273	15	0	2	290	28	4	0	0	32
322	18	1	2	343	25	1	0	0	26
211	11	0	5	227	15	3	0	0	18
204	11	0	2	217	34	2	0	0	36
160	11	0	0	171	18	0	0	0	18

117	12	0	1	130	10	0	0	0	10
228	9	0	2	239	21	1	0	0	22
369	16	0	5	390	40	2	0	0	42
175	21	0	1	197	14	3	0	0	17
299	26	0	2	327	22	1	0	0	23
451	31	0	4	486	56	4	0	0	60
353	36	0	7	396	31	4	0	0	35
195	18	0	2	215	14	0	0	0	14
147	8	0	0	155	11	0	0	0	11
243	34	0	1	278	24	1	0	0	25
333	20	0	2	355	43	0	0	0	43
258	9	2	2	271	29	1	1	0	31
262	9	0	3	274	25	0	0	0	25
347	15	4	6	372	38	4	0	0	42
313	14	0	2	329	39	0	0	0	39
279	9	0	4	292	31	1	0	0	32
314	29	1	1	345	27	10	0	0	37

<i>Patricia A. Ritchie</i>	<i>Patricia A. Ritchie (MACHINE)</i>	<i>Patricia A. Ritchie (ABSENTEE)</i>	<i>Patricia A. Ritchie (ABSENTEE HC)</i>	<i>Patricia A. Ritchie (AFFIDAVIT)</i>	<i>Patricia A. Ritchie</i>	<i>Patricia A. Ritchie TOTAL</i>	<i>WRITE IN (MACHINE)</i>	<i>WRITE IN (ABSENTEE)</i>	<i>WRITE IN (ABSENTEE HC)</i>	<i>WRITE IN (AFFIDAVIT)</i>
IND	IND	IND	IND	IND						
72	7	0	0	79	337	4	1	0	0	
31	4	0	0	35	385	0	0	0	0	
56	6	0	1	63	281	7	0	0	0	
11	0	0	0	11	90	1	0	0	0	
23	2	0	1	26	225	1	0	0	0	
61	2	0	0	63	308	1	0	0	0	
18	0	0	0	18	144	1	0	0	0	
50	4	0	0	54	402	2	1	0	0	
30	3	0	1	34	324	0	0	0	0	
24	2	0	0	26	252	2	0	0	0	
9	0	0	0	9	179	0	0	0	0	
16	1	0	0	17	292	0	0	0	0	
34	0	0	0	34	289	0	0	0	0	
29	2	0	1	32	376	0	0	0	0	
28	3	1	1	33	388	0	0	0	0	
45	4	0	0	49	337	0	0	0	0	
15	2	0	0	17	222	1	0	0	0	
16	1	1	0	18	271	1	0	0	0	
22	3	0	1	26	389	1	0	0	0	
22	6	0	0	28	305	1	0	0	0	
20	3	0	1	24	425	2	0	0	0	
27	0	0	0	27	349	0	0	0	0	
25	1	0	0	26	395	4	0	0	0	
18	4	0	0	22	267	0	0	0	0	
29	4	0	1	34	287	0	0	0	0	
29	3	0	1	33	222	0	0	2	0	

9	3	0	0	12	152	0	0	0	0
20	4	0	0	24	285	0	0	0	0
68	2	0	0	70	502	1	0	0	0
13	4	0	0	17	231	1	0	0	0
33	0	0	0	33	383	0	1	0	0
28	3	0	1	32	578	0	0	0	0
35	1	0	0	36	467	1	0	0	0
14	2	0	0	16	245	0	0	0	0
10	0	0	0	10	176	0	0	0	0
31	2	0	1	34	337	1	0	0	0
31	3	0	2	36	434	2	1	0	0
29	2	0	0	31	333	3	1	0	0
30	3	0	0	33	332	1	0	0	0
48	3	1	0	52	466	3	0	0	0
40	2	0	0	42	410	2	0	0	0
26	2	0	0	28	352	1	2	0	0
22	9	0	2	33	415	2	1	0	0

<i>DISTRICT</i>	<i>MACHINE TURNOUT</i>	<i>ABSENTEE TURNOUT</i>	<i>AFFIDAVIT</i>	<i>TOTAL TURNOUT</i>	<i>VOTER REGISTRATION</i>	<i>% TURNOUT</i>	<i>D. Billy Jones (MACHINE)</i>	<i>D. Billy Jones (ABSENTEE)</i>	<i>D. Billy Jones (ABSENTEE HC)</i>	<i>D. Billy Jones (AFFIDAVIT)</i>	<i>D. Billy Jones</i>
							DEM	DEM	DEM	DEM	DEM
Brasher 1	272	9	0	281	608	46%	134	4	0	0	138
Brasher 2	421	26	3	450	794	57%	229	15	0	3	247
Hopkinton 1	408	23	2	433	685	63%	157	9	1	0	167
Lawrence 1	474	17	2	493	944	52%	228	5	0	1	234
Piercefield 1	110	12	0	122	196	62%	64	6	0	0	70
TOTAL	1,685	87	7	1,779	3,227	55%	812	39	1	4	856

<i>D. Billy Jones (MACHINE)</i>	<i>D. Billy Jones (ABSENTEE)</i>	<i>D. Billy Jones (ABSENTEE HC)</i>	<i>D. Billy Jones (AFFIDAVIT)</i>	<i>D. Billy Jones</i>	<i>D. Billy Jones (MACHINE)</i>	<i>D. Billy Jones (ABSENTEE)</i>	<i>D. Billy Jones (ABSENTEE HC)</i>	<i>D. Billy Jones (AFFIDAVIT)</i>	<i>D. Billy Jones</i>	<i>D. Billy Jones TOTAL</i>	<i>WRITE IN (MACHINE)</i>	<i>WRITE IN (ABSENTEE)</i>	<i>WRITE IN (ABSENTEE HC)</i>	<i>WRITE IN (AFFIDAVIT)</i>
WOR	WOR	WOR	WOR	WOR	IND	IND	IND	IND	IND					
15	0	0	0	15	23	0	0	0	23	176	0	0	0	0
19	1	0	0	20	25	1	0	0	26	293	2	0	0	0
26	3	0	0	29	23	1	0	0	24	220	2	0	0	0
23	4	0	0	27	22	1	0	0	23	284	2	0	0	0
7	1	0	0	8	5	0	0	0	5	83	0	0	0	0
90	9	0	0	99	98	3	0	0	101	1056	6	0	0	0

<i>DISTRICT</i>	<i>MACHINE TURNOUT</i>	<i>ABSENTEE TURNOUT</i>	<i>AFFIDAVIT</i>	<i>TOTAL TURNOUT</i>	<i>VOTER REGISTRATION</i>
Canton 1	545	71	5	621	898
Canton 2	506	42	3	551	907
Canton 3	415	58	5	478	695
Canton 4	109	3	0	112	180
Canton 5	263	14	5	282	447
Canton 6	458	29	9	496	808
Canton 7	170	17	1	188	311
Canton 8	538	56	2	596	975
DePeyster 1	200	9	1	210	355
Hammond 1	444	48	1	493	816
Lisbon 1	477	29	12	518	865
Lisbon 2	381	21	2	404	721
Lisbon 3	449	27	2	478	824
Louisville 1	345	31	6	382	647
Louisville 2	372	26	3	401	662
Louisville 3	279	25	3	307	470
Louisville 4	197	23	2	222	330
Macomb 1	316	26	2	344	536
Massena 1	655	67	2	724	1124
Massena 2	498	36	12	546	996
Massena 3	419	36	8	463	910
Massena 4	214	11	7	232	474
Massena 5	431	35	6	472	957
Massena 6	426	32	6	464	885
Massena 7	389	20	1	410	730
Massena 8	318	26	1	345	630
Morristown 1	241	33	1	275	480
Morristown 2	418	38	2	458	716
Oswegatchie 1	605	46	6	657	1138
Oswegatchie 2	495	55	9	559	939
Oswegatchie 3	258	26	3	287	445
Potsdam 1	536	37	4	577	892
Potsdam 2	429	34	2	465	770
Potsdam 3	369	24	1	394	668
Potsdam 4	492	41	7	540	940
Potsdam 5	462	43	14	519	816
Potsdam 6	408	33	5	446	920
Potsdam 7	403	40	6	449	713
Potsdam 8	556	39	2	597	957
Rossie 1	219	14	0	233	412

Waddington 1	394	51	2	447	684
Waddington 2	497	29	4	530	893
Ogdensburg 1	379	30	3	412	809
Ogdensburg 2	395	15	3	413	934
Ogdensburg 3	545	44	7	596	1038
Ogdensburg 4	481	19	3	503	921
Ogdensburg 5	398	23	6	427	878
Ogdensburg 6	449	70	3	522	898

<i>% TURNOUT</i>	<i>Addie A.E. Jenne (MACHINE)</i>	<i>Addie A.E. Jenne (ABSENTEE)</i>	<i>Addie A.E. Jenne (ABSENTEE HC)</i>	<i>Addie A.E. Jenne (AFFIDAVIT)</i>	<i>Addie A.E. Jenne</i>	<i>Mark C. Walczyk (MACHINE)</i>	<i>Mark C. Walczyk (ABSENTEE)</i>	<i>Mark C. Walczyk (ABSENTEE)</i>
	DEM	DEM	DEM	DEM	DEM	REP	REP	REP
69%	385	39	3	5	432	97	10	0
61%	240	17	0	2	259	206	14	0
69%	261	29	0	3	293	98	20	1
62%	60	0	0	0	60	33	2	0
63%	113	2	0	2	117	111	9	0
61%	284	14	1	5	304	131	8	0
60%	78	8	0	1	87	70	4	0
61%	255	34	4	1	294	206	7	0
59%	43	4	0	0	47	126	5	0
60%	164	19	0	0	183	231	18	1
60%	150	9	0	5	164	288	12	0
56%	104	6	0	0	110	231	10	0
58%	112	12	0	0	124	281	12	1
59%	160	19	0	2	181	160	6	0
61%	180	17	0	1	198	141	7	0
65%	133	13	2	2	150	119	7	0
67%	97	11	0	1	109	89	11	0
64%	81	15	0	0	96	192	7	0
64%	371	36	1	1	409	234	18	1
55%	249	16	0	6	271	196	8	0
51%	220	15	1	3	239	151	16	0
49%	108	3	0	2	113	82	7	0
49%	214	19	0	3	236	164	13	0
52%	243	16	1	3	263	140	5	1
56%	191	14	0	1	206	150	4	0
55%	150	13	1	0	164	134	8	0
57%	65	9	1	0	75	151	17	0
64%	123	16	0	0	139	237	21	0
58%	154	15	0	3	172	378	22	1
60%	157	21	2	4	184	287	19	0
64%	84	10	0	2	96	147	14	0
65%	290	23	0	2	315	193	8	0
60%	198	12	1	1	212	181	15	2
59%	154	10	1	1	166	173	5	2
57%	276	23	0	2	301	163	11	0
64%	323	30	0	12	365	94	5	0
48%	285	25	0	4	314	79	2	0
63%	306	25	0	4	335	64	3	0
62%	299	19	0	1	319	193	14	1
57%	87	9	1	0	97	111	2	0

65%	166	30	1	0	197	181	15	0
59%	183	11	0	1	195	247	15	0
51%	141	9	1	0	151	192	6	1
44%	141	7	0	0	148	197	4	0
57%	210	12	4	2	228	268	11	0
55%	196	9	0	2	207	226	8	0
49%	139	11	0	3	153	212	5	0
58%	173	26	1	1	201	230	25	0

<i>WALCZYK (ABSENTEE HC)</i>	<i>Mark C. Walczyk (AFFIDAVIT)</i>	<i>Mark C. Walczyk</i>	<i>Mark C. Walczyk (MACHINE)</i>	<i>Mark C. Walczyk (ABSENTEE)</i>	<i>Mark C. Walczyk (ABSENTEE HC)</i>	<i>Mark C. Walczyk (AFFIDAVIT)</i>	<i>Mark C. Walczyk</i>	<i>Addie A.E. Jenne (MACHINE)</i>
REP	REP	CON	CON	CON	CON	CON	CON	WOR
0	107	19	0	0	0	19	31	
1	221	20	1	0	0	21	16	
2	121	16	2	0	0	18	24	
0	35	4	0	0	0	4	8	
2	122	15	0	0	0	15	10	
1	140	20	1	0	1	22	13	
0	74	7	2	0	0	9	5	
1	214	33	3	0	0	36	24	
1	132	12	0	0	0	12	11	
0	250	21	4	0	0	25	13	
5	305	20	2	0	2	24	5	
2	243	24	3	0	0	27	11	
2	296	24	0	0	0	24	9	
3	169	9	2	0	0	11	2	
1	149	23	1	0	0	24	14	
0	126	11	1	0	0	12	6	
1	101	4	0	0	0	4	1	
2	201	18	0	0	0	18	11	
1	254	17	3	0	0	20	17	
5	209	10	0	0	0	10	25	
5	172	12	0	0	0	12	11	
4	93	6	0	0	0	6	8	
3	180	20	0	0	0	20	17	
2	148	11	1	0	0	12	15	
0	154	13	0	0	0	13	16	
1	143	15	2	0	0	17	6	
1	169	12	3	0	0	15	5	
2	260	20	0	0	0	20	10	
3	404	39	3	0	0	42	12	
4	310	23	2	0	0	25	13	
1	162	8	0	0	0	8	4	
2	203	23	1	0	0	24	19	
0	198	19	1	0	0	20	10	
0	180	22	1	0	0	23	7	
4	178	17	0	0	0	17	7	
1	100	13	1	0	0	14	16	
0	81	11	0	0	0	11	18	
1	68	11	1	0	0	12	14	
1	209	18	0	0	0	18	20	
0	113	9	0	0	0	9	6	

1	197	17	1	0	0	18	16
2	264	31	0	0	0	31	17
2	201	16	1	2	0	19	8
3	204	20	0	0	0	20	15
5	284	24	1	0	0	25	13
1	235	24	0	0	0	24	13
3	220	18	2	0	0	20	9
1	256	17	5	0	0	22	11

<i>(NAME)</i>	<i>ADDIE A.E. JENNE (ABSENTEE)</i>	<i>ADDIE A.E. JENNE (ABSENTEE HC)</i>	<i>ADDIE A.E. JENNE (AFFIDAVIT)</i>	<i>ADDIE A.E. JENNE</i>	<i>MARK C. WALCZYK (MACHINE)</i>	<i>MARK C. WALCZYK (ABSENTEE)</i>	<i>MARK C. WALCZYK (ABSENTEE HC)</i>	<i>MARK C. WALCZYK (AFFIDAVIT)</i>
WOR	WOR	WOR	WOR	IND	IND	IND	IND	IND
3	0	0	34	1	0	0	0	
2	1	0	19	10	0	0	0	
0	0	0	24	4	0	0	0	
0	0	0	8	1	0	0	0	
1	0	1	12	4	0	0	0	
0	0	1	14	3	0	0	1	
0	0	0	5	3	0	0	0	
1	0	0	25	4	0	0	0	
0	0	0	11	6	0	0	0	
0	0	0	13	8	0	0	1	
1	0	0	6	8	0	0	0	
0	0	0	11	6	0	0	0	
0	0	0	9	6	1	0	0	
0	0	1	3	3	1	0	0	
0	0	0	14	7	0	0	1	
0	0	0	6	5	0	0	1	
0	0	0	1	2	0	0	0	
1	0	0	12	4	1	0	0	
0	0	0	17	9	1	0	0	
1	0	1	27	7	3	0	0	
0	0	0	11	6	0	0	0	
0	0	0	8	1	1	0	0	
0	0	0	17	5	1	0	0	
0	0	1	16	6	1	0	0	
1	0	0	17	6	0	0	0	
0	0	0	6	4	0	0	0	
1	0	0	6	1	0	0	0	
0	0	0	10	13	0	0	0	
0	0	0	12	10	1	0	0	
2	0	0	15	6	0	0	0	
0	0	0	4	6	1	0	0	
1	0	0	20	2	2	0	0	
0	0	1	11	7	0	0	0	
0	0	0	7	5	1	0	0	
0	0	0	7	11	2	0	0	
1	0	0	17	5	0	0	0	
1	0	0	19	5	0	0	1	
1	0	0	15	2	0	0	1	
2	0	0	22	9	0	0	0	
0	0	0	6	3	0	0	0	

1	0	0	17	5	0	0	1
1	0	0	18	7	0	0	1
1	0	1	10	8	1	0	0
0	0	0	15	12	1	0	0
2	1	0	16	17	1	0	0
1	0	0	14	11	0	0	0
0	0	0	9	8	2	0	0
0	0	0	11	8	1	0	1

	<i>Mark C. Walczyk</i>	<i>Mark C. Walczyk (MACHINE)</i>	<i>Mark C. Walczyk (ABSENTEE)</i>	<i>Mark C. Walczyk (ABSENTEE HC)</i>	<i>Mark C. Walczyk (AFFIDAVIT)</i>	<i>Mark C. Walczyk</i>	<i>Addie A.E. Jenne TOTAL</i>	<i>Mark C. Walczyk</i>
IND	REF	REF	REF	REF	REF			
1	1	0	0	0	0	1	466	128
10	0	0	0	0	0	0	278	252
4	1	0	0	0	0	1	317	144
1	1	0	0	0	0	1	68	41
4	0	0	0	0	0	0	129	141
4	2	0	0	0	0	2	318	168
3	1	0	0	0	0	1	92	87
4	2	0	0	0	0	2	319	256
6	0	0	0	0	0	0	58	150
9	1	0	0	0	0	1	196	285
8	0	0	0	0	0	0	170	337
6	2	0	0	0	0	2	121	278
7	2	0	0	0	0	2	133	329
4	0	0	0	0	0	0	184	184
8	1	0	0	0	0	1	212	182
6	0	0	0	0	0	0	156	144
2	0	0	0	0	0	0	110	107
5	1	0	0	0	0	1	108	225
10	2	0	0	0	0	2	426	286
10	0	0	0	0	0	0	298	229
6	3	0	0	0	0	3	250	193
2	1	0	0	0	0	1	121	102
6	4	0	0	0	0	4	253	210
7	2	0	0	0	0	2	279	169
6	0	0	0	0	0	0	223	173
4	0	0	0	0	0	0	170	164
1	0	0	0	0	0	0	81	185
13	2	0	0	0	0	2	149	295
11	3	0	0	0	0	3	184	460
6	2	1	0	0	0	3	199	344
7	0	0	0	0	0	0	100	177
4	0	0	0	0	0	0	335	231
7	3	0	0	0	0	3	223	228
6	1	0	0	0	0	1	173	210
13	1	1	0	0	0	2	308	210
5	0	0	0	0	0	0	382	119
6	1	0	0	0	0	1	333	99
3	2	0	0	0	0	2	350	85
9	2	0	0	0	0	2	341	238
3	2	0	0	0	0	2	103	127

6	0	0	0	0	0	214	221
8	0	0	0	0	0	213	303
9	1	0	0	0	1	161	230
13	3	0	0	0	3	163	240
18	1	0	0	0	1	244	328
11	2	0	0	0	2	221	272
10	3	0	0	0	3	162	253
10	5	2	0	0	7	212	295

0	0	0	0
0	0	0	0
0	0	0	0
0	0	0	0
0	0	0	0
1	0	0	0
0	0	0	0
0	0	0	0

<i>DISTRICT</i>	<i>MACHINE TURNOUT</i>	<i>ABSENTEE TURNOUT</i>	<i>AFFIDAVIT</i>	<i>TOTAL TURNOUT</i>	<i>VOTER REGISTRATION</i>	<i>% TURNOUT</i>
DeKalb 1	362	24	4	390	667	58%
DeKalb 2	291	11	2	304	505	60%
Edwards 1	334	18	0	352	625	56%
Fowler 1	338	17	1	356	596	60%
Fowler 2	392	29	2	423	761	56%
Gouverneur 1	435	45	3	483	864	56%
Gouverneur 2	371	36	1	408	913	45%
Gouverneur 3	252	10	1	263	503	52%
Gouverneur 4	301	14	1	316	614	51%
Hermon 1	352	33	2	387	653	59%
Pitcairn 1	253	8	1	262	503	52%
Russell 1	575	22	2	599	1148	52%

<i>Kenneth Blankenbush (MACHINE)</i>	<i>Kenneth Blankenbush (ABSENTEE)</i>	<i>Kenneth Blankenbush (ABSENTEE HC)</i>	<i>Kenneth Blankenbush (AFFIDAVIT)</i>	<i>Kenneth Blankenbush</i>	<i>Kenneth Blankenbush (MACHINE)</i>	<i>Kenneth Blankenbush (ABSENTEE)</i>	<i>Kenneth Blankenbush (ABSENTEE HC)</i>	<i>Kenneth Blankenbush (AFFIDAVIT)</i>	<i>Kenneth Bl...</i>
REP	REP	REP	REP	REP	CON	CON	CON	CON	CON
218	10	1	0	229	31	2	0	3	36
181	8	0	2	191	30	1	0	0	31
217	13	0	0	230	24	1	0	0	25
213	7	0	1	221	22	2	0	0	24
278	15	0	1	294	35	1	0	0	36
278	20	1	1	300	33	2	0	0	35
222	14	0	1	237	27	5	0	0	32
161	6	0	1	168	26	1	0	0	27
209	6	0	1	216	27	0	0	0	27
209	5	2	2	218	32	2	0	0	34
171	4	0	1	176	16	0	0	0	16
370	11	0	1	382	40	0	0	0	40

<i>Blankenbush</i>	<i>Blankenbush</i>	<i>Blankenbush</i>	<i>Blankenbush</i>	<i>Blankenbush</i>	<i>Blankenbush</i>	<i>Blankenbush</i>	<i>Blankenbush</i>	<i>Blankenbush</i>	<i>Blankenbush</i>	<i>Blankenbush</i>
Kenneth Blankenbush (MACHINE)	Kenneth Blankenbush (ABSENTEE)	Kenneth Blankenbush (ABSENTEE HC)	Kenneth Blankenbush (AFFIDAVIT)	Kenneth Blankenbush TOTAL	WRITE IN (MACHINE)	WRITE IN (ABSENTEE)	WRITE IN (ABSENTEE HC)	WRITE IN (MACHINE)	WRITE IN (ABSENTEE)	WRITE IN (ABSENTEE HC)
IND	IND	IND	IND	IND						
29	3	0	1	33	298	0	0	0	0	0
20	2	0	0	22	244	2	0	0	0	0
16	0	0	0	16	271	0	0	0	0	0
30	0	0	0	30	275	0	0	0	0	0
21	2	0	1	24	354	0	0	0	0	0
30	1	1	1	33	368	0	1	0	0	0
40	4	0	0	44	313	0	0	0	0	0
14	2	0	0	16	211	1	0	0	0	0
16	1	1	0	18	261	1	0	0	0	0
19	6	0	0	25	277	0	0	0	0	0
9	0	0	0	9	201	0	0	0	0	0
34	3	0	0	37	459	1	0	0	0	0

<i>DISTRICT</i>	<i>MACHINE TURNOUT</i>	<i>ABSENTEE TURNOUT</i>	<i>AFFIDAVIT</i>	<i>TOTAL TURNOUT</i>	<i>VOTER REGISTRATION</i>	<i>% TURNOUT</i>	<i>Keith A. Rubino (MACHINE)</i>
							DEM
Clare 1	48	0	0	48	75	64%	7
Clifton 1	116	3	1	120	241	50%	42
Clifton 2	132	17	2	151	205	74%	51
Colton 1	692	58	3	753	1121	67%	265
Fine 1	464	29	2	495	875	57%	178
Madrid 1	597	35	5	637	1014	63%	251
Norfolk 1	399	17	3	419	794	53%	160
Norfolk 2	450	27	2	479	956	50%	184
Norfolk 3	430	23	5	458	839	55%	163
Parishville 1	324	21	1	346	542	64%	82
Parishville 2	437	28	5	470	835	56%	136
Pierrepoint 1	568	46	3	617	1020	60%	207
Pierrepoint 2	465	32	7	504	778	65%	210
Stockholm 1	510	19	3	532	924	58%	210
Stockholm 2	427	22	2	451	786	57%	161
Stockholm 3	245	8	3	256	467	55%	77

<i>KEITH A. RUBINO (MACHINE)</i>	<i>Keith A. Rubino (ABSENTEE)</i>	<i>Keith A. Rubino (ABSENTEE HC)</i>	<i>Keith A. Rubino (AFFIDAVIT)</i>	<i>Keith A. Rubino</i>	<i>Robert J. Smullen (MACHINE)</i>	<i>Robert J. Smullen (ABSENTEE)</i>	<i>Robert J. Smullen (ABSENTEE HC)</i>	<i>Robert J. Smullen (AFFIDAVIT)</i>	<i>Robert J. Smullen</i>	<i>Robert J. Smullen (MACHINE)</i>	<i>Robert J. Smullen (ABSENTEE)</i>
DEM	DEM	DEM	DEM	REP	REP	REP	REP	REP	CON	CON	
0	0	0	7	27	0	0	0	27	2	0	
1	0	0	43	61	0	0	1	62	4	1	
2	0	2	55	53	15	0	0	68	14	0	
25	0	1	291	341	24	0	2	367	26	3	
13	0	2	193	225	12	0	0	237	14	1	
17	0	2	270	244	10	0	3	257	24	2	
6	0	1	167	174	8	1	1	184	24	0	
15	1	0	200	210	5	0	2	217	11	0	
11	0	0	174	206	8	0	5	219	18	0	
4	0	0	86	192	14	0	1	207	14	0	
14	0	2	152	216	12	0	1	229	22	0	
30	1	3	241	269	11	0	0	280	25	0	
19	0	4	233	189	7	0	2	198	24	1	
8	0	0	218	216	9	0	1	226	20	0	
8	0	0	169	196	12	0	1	209	25	0	
3	0	3	83	130	5	0	0	135	10	0	

<i>Robert J. Smullen (ABSENTEE)</i>	<i>Robert J. Smullen (ABSENTEE HC)</i>	<i>Robert J. Smullen (AFFIDAVIT)</i>	<i>Robert J. Smullen</i>	<i>Keith A. Rubino (MACHINE)</i>	<i>Keith A. Rubino (ABSENTEE)</i>	<i>Keith A. Rubino (ABSENTEE HC)</i>	<i>Keith A. Rubino (AFFIDAVIT)</i>	<i>Keith A. Rubino</i>	<i>Robert J. Smullen (MACHINE)</i>	<i>Robert J. Smullen (ABSENTEE)</i>	<i>Robert J. Smullen (ABSENTEE HC)</i>	<i>Robert J. Smullen (AFFIDAVIT)</i>
CON	CON	CON	WOR	WOR	WOR	WOR	WOR	REF	REF	REF	REF	
0	0	2	0	0	0	0	0	0	0	0	0	0
0	0	5	3	1	0	0	0	4	0	0	0	0
0	0	14	7	0	0	0	0	7	0	0	0	0
0	0	29	19	1	0	0	0	20	0	0	0	0
0	0	15	8	0	0	0	0	8	3	0	0	0
0	0	26	16	0	0	0	0	16	6	0	0	0
0	1	25	7	1	0	0	0	8	1	0	0	0
0	0	11	7	2	0	0	0	9	3	0	0	0
0	0	18	14	1	0	0	0	15	3	0	0	0
0	0	14	10	0	0	0	0	10	1	1	0	0
0	1	23	16	0	0	1	0	17	7	0	0	0
1	0	26	21	0	0	0	0	21	5	0	0	0
0	1	26	15	1	0	0	0	16	3	0	0	0
0	0	20	19	0	0	0	0	19	1	0	0	1
0	0	25	8	0	0	0	0	8	5	0	0	0
0	0	10	5	0	0	0	0	5	5	0	0	0

REF	Robert J. Smullen	Keith A. Rubino TOTAL	Robert J. Smullen TOTAL	WRITE IN (MACHINE)	WRITE IN (ABSENTEE)	WRITE IN (ABSENTEE HC)	WRITE IN (A...
0	7	29	0	0	0	0	0
0	47	67	1	0	0	0	0
0	62	82	0	0	0	0	0
0	311	396	0	0	0	0	0
3	201	255	1	1	0	0	0
6	286	289	0	0	0	0	0
1	175	210	0	0	0	0	0
3	209	231	0	0	0	0	0
3	189	240	0	0	0	0	0
2	96	223	0	0	0	0	0
7	169	259	0	0	0	0	0
5	262	311	0	0	0	0	0
3	249	227	0	0	0	0	0
2	237	248	2	0	0	0	0
5	177	239	0	0	0	0	0
5	88	150	0	0	0	0	0

<i>DISTRICT</i>	<i>MACHINE TURNOUT</i>	<i>ABSENTEE TURNOUT</i>	<i>AFFIDAVIT</i>	<i>TOTAL TURNOUT</i>	<i>VOTER REGISTRATION</i>	<i>% TURNOUT</i>
Brasher 1	272	9	0	281	608	46%
Brasher 2	421	26	3	450	794	57%
Canton 1	545	71	5	621	898	69%
Canton 2	506	42	3	551	907	61%
Canton 3	415	58	5	478	695	69%
Canton 4	109	3	0	112	180	62%
Canton 5	263	14	5	282	447	63%
Canton 6	458	29	9	496	808	61%
Canton 7	170	17	1	188	311	60%
Canton 8	538	56	2	596	975	61%
Clare 1	48	0	0	48	75	64%
Clifton 1	116	3	1	120	241	50%
Clifton 2	132	17	2	151	205	74%
Colton 1	692	58	3	753	1121	67%
DeKalb 1	362	24	4	390	667	58%
DeKalb 2	291	11	2	304	505	60%
DePeyster 1	200	9	1	210	355	59%
Edwards 1	334	18	0	352	625	56%
Fine 1	464	29	2	495	875	57%
Fowler 1	338	17	1	356	596	60%
Fowler 2	392	29	2	423	761	56%
Gouverneur 1	435	45	3	483	864	56%
Gouverneur 2	371	36	1	408	913	45%
Gouverneur 3	252	10	1	263	503	52%
Gouverneur 4	301	14	1	316	614	51%
Hammond 1	444	48	1	493	816	60%
Hermon 1	352	33	2	387	653	59%
Hopkinton 1	408	23	2	433	685	63%
Lawrence 1	474	17	2	493	944	52%
Lisbon 1	477	29	12	518	865	60%
Lisbon 2	381	21	2	404	721	56%
Lisbon 3	449	27	2	478	824	58%
Louisville 1	345	31	6	382	647	59%
Louisville 2	372	26	3	401	662	61%
Louisville 3	279	25	3	307	470	65%
Louisville 4	197	23	2	222	330	67%

Macomb 1	316	26	2	344	536	64%
Madrid 1	597	35	5	637	1014	63%
Massena 1	655	67	2	724	1124	64%
Massena 2	498	36	12	546	996	55%
Massena 3	419	36	8	463	910	51%
Massena 4	214	11	7	232	474	49%
Massena 5	431	35	6	472	957	49%
Massena 6	426	32	6	464	885	52%
Massena 7	389	20	1	410	730	56%
Massena 8	318	26	1	345	630	55%
Morristown 1	241	33	1	275	480	57%
Morristown 2	418	38	2	458	716	64%
Norfolk 1	399	17	3	419	794	53%
Norfolk 2	450	27	2	479	956	50%
Norfolk 3	430	23	5	458	839	55%
Oswegatchie 1	605	46	6	657	1138	58%
Oswegatchie 2	495	55	9	559	939	60%
Oswegatchie 3	258	26	3	287	445	64%
Parishville 1	324	21	1	346	542	64%
Parishville 2	437	28	5	470	835	56%
Piercefield 1	110	12	0	122	196	62%
Pierrepoint 1	568	46	3	617	1020	60%
Pierrepoint 2	465	32	7	504	778	65%
Pitcairn 1	253	8	1	262	503	52%
Potsdam 1	536	37	4	577	892	65%
Potsdam 2	429	34	2	465	770	60%
Potsdam 3	369	24	1	394	668	59%
Potsdam 4	492	41	7	540	940	57%
Potsdam 5	462	43	14	519	816	64%
Potsdam 6	408	33	5	446	920	48%
Potsdam 7	403	40	6	449	713	63%
Potsdam 8	556	39	2	597	957	62%
Rossie 1	219	14	0	233	412	57%
Russell 1	575	22	2	599	1148	52%
Stockholm 1	510	19	3	532	924	58%
Stockholm 2	427	22	2	451	786	57%
Stockholm 3	245	8	3	256	467	55%
Waddington 1	394	51	2	447	684	65%
Waddington 2	497	29	4	530	893	59%
Ogdensburg 1	379	30	3	412	809	51%
Ogdensburg 2	395	15	3	413	934	44%
Ogdensburg 3	545	44	7	596	1038	57%
Ogdensburg 4	481	19	3	503	921	55%
Ogdensburg 5	398	23	6	427	878	49%
Ogdensburg 6	449	70	3	522	898	58%

<i>James M. Sienkiewicz (MACHINE)</i>	<i>James M. Sienkiewicz (ABSENTEE)</i>	<i>James M. Sienkiewicz (ABSENTEE HC)</i>	<i>James M. Sienkiewicz (AFFIDAVIT)</i>	<i>James M. Sienkiewicz</i>	<i>Joseph E. White (MACHINE)</i>	<i>Joseph E. White (ABSENTEE)</i>	<i>Joseph E. White (ABSENTEE HC)</i>	<i>Joseph E. White (AFFIDAVIT)</i>	<i>Joseph E. White</i>
DEM	DEM	DEM	DEM	DEM	REP	REP	REP	REP	REP
151	5	0	0	156	117	2	0	0	119
237	16	0	2	255	198	10	0	1	209
363	36	3	5	407	177	22	0	0	199
211	16	0	2	229	298	21	0	2	321
243	28	0	3	274	155	29	1	2	187
44	1	0	0	45	58	2	0	0	60
94	3	0	2	99	162	10	0	2	174
261	11	1	6	279	201	11	1	2	215
67	9	0	1	77	92	10	0	0	102
224	26	4	1	255	279	21	0	1	301
14	0	0	0	14	35	0	0	0	35
41	1	0	0	42	68	0	0	1	69
55	7	0	1	63	64	14	0	1	79
283	25	0	2	310	384	32	0	2	418
132	11	0	1	144	208	9	1	0	218
98	2	0	1	101	168	7	0	1	176
43	3	0	0	46	125	7	0	1	133
99	6	0	0	105	198	9	0	0	207
177	13	0	1	191	255	15	0	0	270
95	8	0	0	103	201	5	0	1	207
113	16	1	0	130	248	12	1	1	262
161	14	4	1	180	257	21	0	1	279
149	15	0	0	164	198	14	0	1	213
83	4	0	0	87	148	3	0	1	152
85	4	1	1	91	192	5	0	0	197
136	16	0	0	152	258	22	1	0	281
97	14	1	0	112	218	6	2	2	228
159	11	1	1	172	227	6	0	1	234
235	3	0	1	239	233	12	0	0	245
160	10	0	6	176	283	16	0	6	305
119	5	0	1	125	231	12	0	1	244
132	8	0	0	140	283	15	1	2	301
190	20	0	3	213	152	5	0	2	159
231	21	0	1	253	126	11	0	1	138
166	15	2	2	185	127	7	0	0	134
119	12	0	1	132	95	12	0	1	108

88	12	0	0	100	190	13	0	2	205
279	20	0	2	301	293	11	0	3	307
438	43	1	1	483	250	24	2	2	278
314	21	0	7	342	210	11	0	5	226
246	21	1	4	272	141	16	0	3	160
131	8	0	3	142	75	3	0	3	81
239	22	0	3	264	188	17	0	3	208
287	20	0	4	311	147	5	1	2	155
232	14	0	1	247	152	5	0	0	157
175	13	1	0	189	144	7	0	1	152
71	11	1	0	83	142	15	0	1	158
153	13	0	0	166	257	23	0	2	282
197	7	1	1	206	206	10	0	1	217
254	15	1	0	270	235	6	0	2	243
233	12	0	1	246	227	8	0	4	239
177	15	0	3	195	374	28	1	3	406
167	21	2	2	192	293	23	0	3	319
102	9	0	2	113	147	15	0	1	163
97	6	0	0	103	193	15	0	1	209
173	15	0	3	191	232	13	0	1	246
56	6	0	0	62	53	6	0	0	59
229	33	1	3	266	304	14	0	1	319
224	19	0	4	247	229	12	0	2	243
67	3	0	0	70	161	5	0	1	167
282	27	0	2	311	222	7	0	2	231
189	14	1	1	205	214	16	2	0	232
165	12	1	1	179	175	7	2	0	184
269	24	0	1	294	193	15	0	5	213
302	25	0	10	337	134	10	0	1	145
286	24	0	3	313	93	8	0	1	102
291	24	0	5	320	94	7	0	2	103
316	22	0	1	339	226	19	1	0	246
80	6	1	0	87	114	3	0	0	117
145	11	0	2	158	415	13	0	0	428
260	9	0	0	269	239	10	0	1	250
230	10	0	1	241	194	14	0	0	208
107	5	0	3	115	136	4	0	0	140
194	29	1	0	224	189	27	0	1	217
194	16	0	1	211	259	20	0	2	281
153	10	2	0	165	195	9	1	2	207
164	7	0	0	171	215	8	0	3	226
222	14	3	3	242	275	11	1	5	292
208	10	0	2	220	239	10	0	1	250
170	10	0	3	183	206	5	0	4	215
179	23	0	1	203	258	26	1	1	286

<i>Machine</i>	<i>Christopher Velez (MACHINE)</i>	<i>Christopher Velez (ABSENTEE)</i>	<i>Christopher Velez (ABSENTEE HC)</i>	<i>Christopher Velez (AFFIDAVIT)</i>	<i>Christopher Velez</i>	<i>Joseph E. White (MACHINE)</i>	<i>Joseph E. White (ABSENTEE)</i>	<i>Joseph E. White (ABSENTEE HC)</i>	<i>Joseph E. White (AFFIDAVIT)</i>	<i>Joseph E. White</i>	<i>James M. Sienkiewicz (MACHINE)</i>
REP	REP	REP	REP	REP	CON	CON	CON	CON	CON	WOR	
114	5	0	0	119	29	0	0	0	29	11	
151	7	0	1	159	34	6	0	0	40	21	
120	13	1	1	135	27	4	0	0	31	28	
134	12	0	0	146	43	2	0	0	45	22	
89	16	1	2	108	42	4	0	0	46	33	
34	1	0	0	35	10	0	0	0	10	6	
103	8	0	1	112	26	0	0	1	27	16	
136	6	0	1	143	33	6	0	0	39	14	
63	3	0	0	66	14	1	0	0	15	4	
196	8	0	1	205	48	3	0	0	51	25	
18	0	0	0	18	0	0	0	0	0	1	
61	1	0	1	63	8	2	0	0	10	6	
52	9	0	0	61	19	0	0	0	19	8	
283	20	0	1	304	42	6	0	0	48	16	
153	7	1	1	162	31	3	0	3	37	14	
136	7	0	2	145	35	1	0	0	36	13	
94	6	0	1	101	23	0	0	0	23	12	
157	7	0	0	164	29	0	0	0	29	14	
213	13	0	0	226	34	2	0	0	36	21	
160	8	0	1	169	17	2	0	0	19	17	
189	8	0	1	198	29	1	0	1	31	17	
196	17	1	0	214	40	0	0	0	40	15	
169	10	0	1	180	22	4	0	0	26	20	
133	5	0	1	139	20	2	0	0	22	4	
161	6	0	1	168	23	0	1	0	24	8	
227	20	1	1	249	29	4	0	1	34	14	
166	10	2	2	180	30	2	0	0	32	10	
174	9	0	1	184	36	0	0	0	36	21	
183	11	0	1	195	40	3	0	0	43	17	
225	16	0	4	245	26	3	0	1	30	8	
158	12	0	0	170	27	5	0	0	32	16	
182	9	1	1	193	32	0	0	0	32	9	
122	6	0	2	130	16	1	0	1	18	7	
113	6	0	2	121	36	3	0	1	40	22	
98	7	0	1	106	22	1	0	0	23	8	
62	7	0	1	70	11	0	0	0	11	3	

151	8	0	2	161	17	0	0	0	17	13
240	12	0	4	256	45	4	0	0	49	21
165	12	1	1	179	37	4	0	0	41	28
150	10	0	4	164	44	1	0	0	45	31
131	12	0	3	146	22	2	0	0	24	17
61	2	0	2	65	19	1	0	0	20	8
132	8	0	2	142	28	0	0	1	29	21
126	5	1	3	135	35	3	0	0	38	18
109	4	0	0	113	26	1	0	0	27	20
115	10	0	1	126	21	3	0	0	24	15
119	15	0	0	134	14	4	0	0	18	3
210	20	0	2	232	23	2	0	0	25	4
158	5	1	3	167	39	0	0	0	39	18
162	10	0	2	174	29	3	0	0	32	25
168	7	0	4	179	40	0	0	1	41	23
306	18	1	4	329	49	3	0	0	52	16
228	23	0	3	254	38	6	0	0	44	10
111	13	0	1	125	13	0	0	0	13	5
139	11	0	0	150	22	0	0	0	22	12
180	13	0	1	194	36	0	0	2	38	21
36	4	0	0	40	8	0	0	0	8	2
196	7	0	0	203	43	0	1	0	44	24
178	10	0	3	191	40	1	0	1	42	24
136	4	0	1	141	19	0	0	0	19	4
171	11	0	2	184	29	1	0	0	30	22
158	9	2	0	169	32	2	0	0	34	20
155	6	2	0	163	32	1	0	0	33	11
145	10	0	4	159	30	0	0	0	30	18
130	8	0	4	142	22	2	0	1	25	21
99	8	0	0	107	15	1	0	0	16	22
67	10	0	1	78	14	1	0	1	16	16
179	13	1	1	194	38	1	0	0	39	24
91	4	1	0	96	13	0	0	0	13	5
246	5	0	1	252	58	0	0	0	58	21
165	5	0	0	170	35	1	0	0	36	20
152	10	0	0	162	27	1	0	0	28	15
118	4	0	0	122	14	0	0	0	14	10
157	18	0	1	176	26	2	0	0	28	17
208	10	0	3	221	38	1	0	1	40	19
151	5	1	2	159	31	1	2	0	34	10
139	5	0	2	146	27	0	0	0	27	14
192	11	0	3	206	46	4	0	0	50	21
178	9	0	1	188	42	0	0	0	42	19
154	7	0	2	163	33	3	0	0	36	13
167	22	1	2	192	26	10	0	0	36	18

<i>James M. Sienkiewicz (MACHINE)</i>	<i>James M. Sienkiewicz (ABSENTEE)</i>	<i>James M. Sienkiewicz (ABSENTEE HC)</i>	<i>James M. Sienkiewicz (AFFIDAVIT)</i>	<i>James M. Sienkiewicz</i>	<i>James M. Sienkiewicz TOTAL</i>	<i>Joseph E. White TOTAL</i>	<i>WRITE IN (MACHINE)</i>	<i>WRITE IN (ABSENTEE)</i>	<i>WRITE IN (ABSENTEE HC)</i>	<i>WRITE IN (MACHINE)</i>
WOR	WOR	WOR	WOR							
0	0	0	11	167	148	0	0	0	0	0
1	0	0	22	277	249	1	0	0	0	0
1	0	0	29	436	230	2	0	0	0	0
0	1	0	23	252	366	0	0	0	0	0
1	0	0	34	308	233	3	0	0	0	0
0	0	0	6	51	70	1	0	0	0	0
1	0	1	18	117	201	0	0	0	0	0
0	0	1	15	294	254	0	0	0	0	0
0	0	0	4	81	117	0	0	0	0	0
1	0	0	26	281	352	1	0	0	0	0
0	0	0	1	15	35	0	0	0	0	0
1	0	0	7	49	79	2	0	0	0	0
0	0	0	8	71	98	0	0	0	0	0
3	0	0	19	329	466	1	0	0	0	0
2	0	2	18	162	255	0	0	0	0	0
2	0	0	15	116	212	1	0	0	0	0
0	0	0	12	58	156	0	0	0	0	0
0	0	0	14	119	236	0	0	0	0	0
0	0	0	21	212	306	0	0	0	0	0
0	0	0	17	120	226	0	0	0	0	0
1	0	0	18	148	293	0	0	0	0	0
0	0	1	16	196	319	0	1	0	0	0
4	0	0	24	188	239	0	0	0	0	0
0	0	0	4	91	174	1	0	0	0	0
2	0	0	10	101	221	1	0	0	0	0
0	0	0	14	166	315	2	0	0	0	0
4	1	0	15	127	260	0	0	0	0	0
4	0	0	25	197	270	1	0	0	0	0
2	0	0	19	258	288	0	0	0	0	0
0	0	1	9	185	335	0	0	0	0	0
1	0	0	17	142	276	0	0	0	0	0
0	0	0	9	149	333	1	0	0	0	0
1	0	0	8	221	177	0	0	0	0	0
0	0	0	22	275	178	0	0	0	0	0
0	0	1	9	194	157	0	0	0	0	0
0	0	0	3	135	119	0	0	0	0	0

1	0	0	14	114	222	0	0	0	0
0	0	0	21	322	356	1	0	0	0
0	0	0	28	511	319	1	0	0	0
1	0	0	32	374	271	0	0	0	0
0	0	1	18	290	184	0	1	0	0
0	0	1	9	151	101	0	0	0	0
0	0	0	21	285	237	0	0	0	0
0	0	1	19	330	193	0	0	0	0
1	0	0	21	268	184	0	0	0	0
2	0	0	17	206	176	0	0	0	0
1	0	0	4	87	176	0	0	0	0
0	0	0	4	170	307	0	1	0	0
1	0	1	20	226	256	1	0	0	0
2	0	0	27	297	275	0	0	0	0
2	0	0	25	271	280	0	0	0	0
0	0	0	16	211	458	0	0	0	0
1	0	0	11	203	363	0	0	0	0
0	0	0	5	118	176	0	0	0	0
1	0	0	13	116	231	3	0	0	0
0	0	0	21	212	284	0	0	0	0
0	0	0	2	64	67	0	0	0	0
0	1	0	25	291	363	3	0	0	0
1	0	0	25	272	285	1	1	0	0
0	0	0	4	74	186	0	0	0	0
1	0	0	23	334	261	2	0	0	0
0	0	0	20	225	266	1	1	0	0
1	0	0	12	191	217	0	0	0	0
2	0	0	20	314	243	2	0	0	0
1	0	1	23	360	170	1	0	0	0
2	0	1	25	338	118	1	0	0	0
1	0	0	17	337	119	1	1	0	0
2	0	1	27	366	285	1	1	0	0
0	0	0	5	92	130	0	0	0	0
1	0	0	22	180	486	0	0	0	0
0	0	0	20	289	286	1	0	0	0
0	0	0	15	256	236	0	0	0	0
0	0	0	10	125	154	0	0	0	0
2	0	0	19	243	245	2	0	0	0
0	0	0	19	230	321	0	0	0	0
0	0	0	10	175	241	0	0	0	0
0	0	0	14	185	253	0	0	0	0
0	1	0	22	264	342	1	0	0	0
1	0	0	20	240	292	0	0	0	0
1	0	0	14	197	251	0	0	0	0
3	0	0	21	224	322	0	0	0	0

**ST. LAWRENCE COUNTY
GENERAL ELECTION
November 6, 2018**

<i>DISTRICT</i>	<i>MACHINE TURNOUT</i>	<i>ABSENTEE TURNOUT</i>	<i>AFFIDAVIT</i>	<i>TOTAL TURNOUT</i>	<i>VOTER REGISTRATION</i>	<i>% TURNOUT</i>	<i>James E. Reagan (MACHINE)</i>
							REP
Ogdensburg 1	379	30	3	412	809	51%	246
Ogdensburg 2	395	15	3	413	934	44%	251
Ogdensburg 3	545	44	7	596	1038	57%	346
Ogdensburg 4	481	19	3	503	921	55%	308
TOTAL	1,800	108	16	1,924	3,702	52%	1,151

<i>James E. Reagan (MACHINE)</i>	<i>James E. Reagan (ABSENTEE)</i>	<i>James E. Reagan (ABSENTEE HC)</i>	<i>James E. Reagan (AFFIDAVIT)</i>	<i>James E. Reagan</i>	<i>James E. Reagan (MACHINE)</i>	<i>James E. Reagan (ABSENTEE)</i>	<i>James E. Reagan (ABSENTEE HC)</i>	<i>James E. Reagan (AFFIDAVIT)</i>	<i>James E. Reagan</i>
REP	REP	REP	REP	CON	CON	CON	CON	CON	CON
11	2	1	260	45	1	2	1	49	
11	0	2	264	47	1	0	0	48	
18	5	5	374	57	6	0	0	63	
14	0	3	325	61	0	0	0	61	
54	7	11	1,223	210	8	2	1	221	

**County Legislator
District 1**

<i>James E. Reagen</i>	<i>JAMES E. REAGEN TOTAL</i>	<i>WRITE IN (MACHINE)</i>	<i>WRITE IN (ABSENTEE)</i>	<i>WRITE IN (ABSENTEE HC)</i>	<i>WRITE IN (AFFIDAVIT)</i>	<i>WRITE IN</i>	<i>UNDER / OVER VOTES</i>	<i>TOTAL VOTES CAST</i>	<i>Whole number</i>
309	2	0	0	0	2	101	311	412	
312	2	0	0	0	2	99	314	413	
437	1	1	0	0	2	157	439	596	
386	2	0	0	0	2	115	388	503	
1,444	7	1	0	0	8	472	1,452	1,924	

**ST. LAWRENCE COUNTY
GENERAL ELECTION
November 6, 2018**

<i>DISTRICT</i>	<i>MACHINE TURNOUT</i>	<i>ABSENTEE TURNOUT</i>	<i>AFFIDAVIT</i>	<i>TOTAL TURNOUT</i>	<i>VOTER REGISTRATION</i>	<i>% TURNOUT</i>	<i>Sam LaMacchia (MACHINE)</i>
							DEM
Lisbon 1	477	29	12	518	865	60%	125
Lisbon 2	381	21	2	404	721	56%	93
Lisbon 3	449	27	2	478	824	58%	105
Ogdensburg 5	398	23	6	427	878	49%	171
Ogdensburg 6	449	70	3	522	898	58%	154
TOTAL	2,154	170	25	2,349	4,186	56%	648

<i>(MACHINE)</i>	<i>Sam LaMacchia (ABSENTEE)</i>	<i>Sam LaMacchia (ABSENTEE HC)</i>	<i>Sam LaMacchia (AFFIDAVIT)</i>	<i>Sam LaMacchia</i>	<i>David W. Forsythe (MACHINE)</i>	<i>David W. Forsythe (ABSENTEE)</i>	<i>David W. Forsythe(ABSENTEE HC)</i>	<i>David W. Forsythe (AFFIDAVIT)</i>	<i>David W. Fors...</i>
DEM	DEM	DEM	DEM	REP	REP	REP	REP	REP	
8	0	6	139	309	15	0	6	330	
5	0	0	98	243	9	0	2	254	
7	0	0	112	299	14	1	2	316	
12	0	2	185	191	5	0	4	200	
21	0	2	177	245	24	1	1	271	
53	0	10	711	1,287	67	2	15	1,371	

<i>Forsythe</i>									
<i>David W. Forsythe (MACHINE)</i>									
<i>David W. Forsythe (ABSENTEE)</i>									
<i>David W. Forsythe (ABSENTEE HC)</i>									
<i>David W. Forsythe (AFFIDAVIT)</i>									
<i>David W. Forsythe</i>									
<i>Sam LaMacchia (MACHINE)</i>									
<i>Sam LaMacchia (ABSENTEE)</i>									
<i>Sam LaMacchia (ABSENTEE HC)</i>									
<i>Sam LaMacchia (AFFIDAVIT)</i>									
CON/BLK	CON/BLK	CON/BLK	CON/BLK	CON/BLK	BLK	BLK	BLK	BLK	BLK
26	2	0	0	28	0	0	0	0	0
30	5	0	0	35	3	0	0	0	0
26	0	0	0	26	6	0	0	0	0
18	1	0	0	19	2	0	0	0	0
25	6	0	0	31	4	2	0	0	0
125	14	0	0	139	15	2	0	0	0

County Legislator
District 2

	Sam LaMacchia	Sam LaMacchia TOTAL	David W. Forsythe TOTAL	WRITE IN (MACHINE)	WRITE IN (ABSENTEE)	WRITE IN (ABSENTEE HC)	WRITE IN (AFFIDAVIT)	WRITE IN	UNDER / OVER VOTES	TOTAL VOTES CAST	Whole number
BLK											
0	139	358	2	0	0	0	2	19	499	518	
3	101	289	2	0	0	0	2	12	392	404	
6	118	342	0	1	0	0	1	17	461	478	
2	187	219	0	0	0	0	0	21	406	427	
6	183	302	0	0	0	0	0	37	485	522	
17	728	1,510	4	1	0	0	5	106	2,243	2,349	

**ST. LAWRENCE COUNTY
GENERAL ELECTION
November 6, 2018**

<i>DISTRICT</i>	<i>MACHINE TURNOUT</i>	<i>ABSENTEE TURNOUT</i>	<i>AFFIDAVIT</i>	<i>TOTAL TURNOUT</i>	<i>VOTER REGISTRATION</i>	<i>% TURNOUT</i>	<i>Michael S. Hammond (MACHINE)</i>
							DEM
Canton 4	109	3	0	112	180	62%	64
Canton 7	170	17	1	188	311	60%	77
Morristown 1	241	33	1	275	480	57%	69
Morristown 2	418	38	2	458	716	64%	133
Oswegatchie 1	605	46	6	657	1138	58%	189
Oswegatchie 2	495	55	9	559	939	60%	138
Oswegatchie 3	258	26	3	287	445	64%	108
TOTAL	2,296	218	22	2,536	4,209	60%	778

<i>(MACHINE)</i>	<i>Michael S. Hammond (ABSENTEE)</i>	<i>Michael S. Hammond (ABSENTEE HC)</i>	<i>Michael S. Hammond (AFFIDAVIT)</i>	<i>Michael S. Hammond</i>	<i>Joseph Lightfoot (MACHINE)</i>	<i>Joseph Lightfoot (ABSENTEE)</i>	<i>Joseph Lightfoot (ABSENTEE HC)</i>	<i>Joseph Lightfoot (AFFIDAVIT)</i>	<i>Joseph Lightfoot</i>
DEM	DEM	DEM	DEM	REP	REP	REP	REP	REP	
0	0	0	64	20	1	0	0	21	
7	0	1	85	63	6	0	0	69	
10	1	0	80	152	14	0	1	167	
14	0	0	147	242	22	0	2	266	
14	0	3	206	328	25	1	3	357	
10	2	3	153	313	32	0	4	349	
11	0	2	121	116	12	0	1	129	
66	3	9	856	1,234	112	1	11	1,358	

<i>Lightfoot</i>	<i>Michael S. Hammond (MACHINE)</i>	<i>Michael S. Hammond (ABSENTEE)</i>	<i>Michael S. Hammond (ABSENTEE HC)</i>	<i>Michael S. Hammond (AFFIDAVIT)</i>	<i>Michael S. Hammond</i>	<i>Joseph Lightfoot (MACHINE)</i>	<i>Joseph Lightfoot (ABSENTEE)</i>	<i>Joseph Lightfoot (ABSENTEE HC)</i>	<i>Joseph Lightfoot (AFFIDAVIT)</i>
CON	CON	CON	CON	CON	BLK	BLK	BLK	BLK	
24	1	0	0	25	0	0	0	0	
23	1	0	0	24	2	0	0	0	
13	3	0	0	16	0	0	0	0	
30	1	0	0	31	5	0	0	0	
72	1	0	0	73	5	0	0	0	
28	2	0	0	30	5	2	0	0	
29	1	0	0	30	1	0	0	0	
219	10	0	0	229	18	2	0	0	

**County Legislator
District 3**

	Joseph Lightfoot	Michael S. Hammond TOTAL	Joseph Lightfoot TOTAL	WRITE IN (MACHINE)	WRITE IN (ABSENTEE)	WRITE IN (ABSENTEE HC)	WRITE IN (AFFIDAVIT)	WRITE IN	UNDER / OVER VOTES	TOTAL VOTES CAST	Whole number
BLK											
0	89	21	0	0	0	0	0	0	2	110	112
2	109	71	0	0	0	0	0	0	8	180	188
0	96	167	0	0	0	0	0	0	12	263	275
5	178	271	0	0	0	0	0	0	9	449	458
5	279	362	0	0	0	0	0	0	16	641	657
7	183	356	0	0	0	0	0	0	20	539	559
1	151	130	0	0	0	0	0	0	6	281	287
20	1,085	1,378	0	0	0	0	0	0	73	2,463	2,536

**ST. LAWRENCE COUNTY
GENERAL ELECTION
November 6, 2018**

<i>DISTRICT</i>	<i>MACHINE TURNOUT</i>	<i>ABSENTEE TURNOUT</i>	<i>AFFIDAVIT</i>	<i>TOTAL TURNOUT</i>	<i>VOTER REGISTRATION</i>	<i>% TURNOUT</i>	<i>Barbara A. Finnie (MACHINE)</i>
							DEM
Edwards 1	334	18	0	352	625	56%	108
Fowler 1	338	17	1	356	596	60%	126
Fowler 2	392	29	2	423	761	56%	153
Hammond 1	444	48	1	493	816	60%	101
Macomb 1	316	26	2	344	536	64%	79
Pitcairn 1	253	8	1	262	503	52%	67
Rossie 1	219	14	0	233	412	57%	78
TOTAL	2,296	160	7	2,463	4,249	58%	712

<i>Barbara A. Finn (MACHINE)</i>	<i>Barbara A. Finn (ABSENTEE)</i>	<i>Barbara A. Finn (ABSENTEE HC)</i>	<i>Barbara A. Finn (AFFIDAVIT)</i>	<i>Barbara A. Finn</i>	<i>William J. Sheridan (MACHINE)</i>	<i>William J. Sheridan (ABSENTEE)</i>	<i>William J. Sheridan (ABSENTEE HC)</i>	<i>William J. Sheridan (AFFIDAVIT)</i>	<i>William J. Sheridan</i>
DEM	DEM	DEM	DEM	REP	REP	REP	REP	REP	
7	0	0	115	186	10	0	0	196	
10	0	0	136	182	3	0	1	186	
16	1	0	170	204	9	0	2	215	
11	0	0	112	286	26	1	1	314	
12	0	0	91	196	8	0	2	206	
3	0	0	70	157	5	0	1	163	
8	1	0	87	116	2	0	0	118	
67	2	0	781	1,327	63	1	7	1,398	

<i>William J. Sheridan</i>	<i>William J. Sheridan (MACHINE)</i>	<i>William J. Sheridan (ABSENTEE)</i>	<i>William J. Sheridan (ABSENTEE HC)</i>	<i>William J. Sheridan (AFFIDAVIT)</i>	<i>William J. Sheridan</i>	<i>Barbara A. Finnie (MACHINE)</i>	<i>Barbara A. Finnie (ABSENTEE)</i>	<i>Barbara A. Finnie (ABSENTEE HC)</i>	<i>Barbara A. Finnie (AFFIDAVIT)</i>
CON/BLK	CON/BLK	CON/BLK	CON/BLK	CON/BLK	BLK	BLK	BLK	BLK	BLK
23	1	0	0	24	3	0	0	0	0
16	2	0	0	18	6	1	0	0	0
19	1	0	0	20	9	0	0	0	0
37	5	0	0	42	4	0	0	0	0
19	2	0	0	21	5	1	0	0	0
16	0	0	0	16	1	0	0	0	0
8	0	0	0	8	5	0	0	0	0
138	11	0	0	149	33	2	0	0	0

**County Legislator
District 4**

	<i>AFFIDAVIT</i>	<i>Barbara A. Finnie</i>	<i>Barbara A. Finnie TOTAL</i>	<i>William J. Sheridan TOTAL</i>	<i>WRITE IN (MACHINE)</i>	<i>WRITE IN (ABSENTEE)</i>	<i>WRITE IN (ABSENTEE HC)</i>	<i>WRITE IN (AFFIDAVIT)</i>	<i>WRITE IN</i>	<i>UNDER / OVER VOTES</i>	<i>TOTAL VOTES CAST</i>	<i>Whole number</i>
BLK												
3		118	220	0	0	0	0	0	0	14	338	352
7		143	204	0	0	0	0	0	0	9	347	356
9		179	235	0	0	0	0	0	0	9	414	423
4		116	356	3	0	0	0	3	3	18	475	493
6		97	227	0	0	0	0	0	0	20	324	344
1		71	179	0	0	0	0	0	0	12	250	262
5		92	126	0	0	0	0	0	0	15	218	233
35		816	1,547	3	0	0	0	3	3	97	2,366	2,463

**ST. LAWRENCE COUNTY
GENERAL ELECTION
November 6, 2018**

<i>DISTRICT</i>	<i>MACHINE TURNOUT</i>	<i>ABSENTEE TURNOUT</i>	<i>AFFIDAVIT</i>	<i>TOTAL TURNOUT</i>	<i>VOTER REGISTRATION</i>	<i>% TURNOUT</i>	<i>Henry J. Leader (MACHINE)</i>
							REP
Depeyster 1	200	9	1	210	355	59%	129
Gouverneur 1	435	45	3	483	864	56%	310
Gouverneur 2	371	36	1	408	913	45%	238
Gouverneur 3	252	10	1	263	503	52%	178
Gouverneur 4	301	14	1	316	614	51%	211
TOTAL	1,559	114	7	1,680	3,249	52%	1,066

<i>Henry J. Leader (MACHINE)</i>	<i>Henry J. Leader (ABSENTEE)</i>	<i>Henry J. Leader(ABSENTEE HC)</i>	<i>Henry J. Leader (AFFIDAVIT)</i>	<i>Henry J. Leader</i>	<i>Henry J. Leader (MACHINE)</i>	<i>Henry J. Leader (ABSENTEE)</i>	<i>Henry J. Leader(ABSENTEE HC)</i>	<i>Henry J. Leader (AFFIDAVIT)</i>	<i>Henry J. Leader</i>
REP	REP	REP	REP	CON	CON	CON	CON	CON	CON
8	0	1	138	27	0	0	0	0	27
20	2	2	334	45	4	0	0	0	49
17	0	1	256	47	6	0	0	0	53
6	0	1	185	25	3	0	0	0	28
8	0	1	220	36	1	1	0	0	38
59	2	6	1,133	180	14	1	0	0	195

**County Legislator
District 5**

<i>over</i>	Henry J. Leader TOTAL	WRITE IN (MACHINE)	WRITE IN (ABSENTEE)	WRITE IN (ABSENTEE HC)	WRITE IN (AFFIDAVIT)	WRITE IN	UNDER / OVER VOTES	TOTAL VOTES CAST	Whole number
	165	1	0	0	0	1	44	166	210
	383	0	1	0	0	1	99	384	483
	309	0	0	0	0	0	99	309	408
	213	1	0	0	0	1	49	214	263
	258	1	0	0	0	1	57	259	316
	1,328	3	1	0	0	4	348	1,332	1,680

**ST. LAWRENCE COUNTY
GENERAL ELECTION
November 6, 2018**

<i>DISTRICT</i>	<i>MACHINE TURNOUT</i>	<i>ABSENTEE TURNOUT</i>	<i>AFFIDAVIT</i>	<i>TOTAL TURNOUT</i>	<i>VOTER REGISTRATION</i>	<i>% TURNOUT</i>	<i>Larry D. Denesha (MACHINE)</i>
							REP
Clifton 1	116	3	1	120	241	50%	84
Clifton 2	132	17	2	151	205	74%	77
DeKalb 1	362	24	4	390	667	58%	251
DeKalb 2	291	10	1	302	505	60%	194
Fine 1	464	29	2	495	875	57%	333
Hermon 1	352	33	2	387	653	59%	243
Russell 1	575	22	2	599	1148	52%	402
TOTAL	2,292	138	14	2,444	4,294	57%	1,584

<i>Larry D. Denesha (MACHINE)</i>	<i>Larry D. Denesha (ABSENTEE)</i>	<i>Larry D. Denesha (ABSENTEE HC)</i>	<i>Larry D. Denesha (AFFIDAVIT)</i>	<i>Larry D. Denesha</i>	<i>Larry D. Denesha (MACHINE)</i>	<i>Larry D. Denesha (ABSENTEE)</i>	<i>Larry D. Denesha (ABSENTEE HC)</i>	<i>Larry D. Denesha (AFFIDAVIT)</i>	<i>Larry D. Denesha</i>
REP	REP	REP	REP	CON	CON	CON	CON	CON	CON
1	0	1	86	10	2	0	0	0	12
14	0	2	93	23	0	0	0	0	23
9	1	1	262	40	6	0	3	49	
7	0	2	203	37	3	0	0	40	
18	0	1	352	39	0	0	0	39	
13	2	2	260	39	3	0	0	42	
14	0	2	418	61	1	0	0	62	
76	3	11	1,674	249	15	0	3	267	

**County Legislator
District 6**

<i>Denesha</i>	<i>Larry D. Denesha TOTAL</i>	<i>WRITE IN (MACHINE)</i>	<i>WRITE IN (ABSENTEE)</i>	<i>WRITE IN (ABSENTEE HC)</i>	<i>WRITE IN (AFFIDAVIT)</i>	<i>WRITE IN</i>	<i>UNDER / OVER VOTES</i>	<i>TOTAL VOTES CAST</i>	<i>Whole number</i>
98	2	0	0	0	2	20	100	120	
116	0	0	0	0	0	35	116	151	
311	0	0	0	0	0	79	311	390	
243	2	0	0	0	2	57	245	302	
391	1	1	0	0	2	102	393	495	
302	0	0	0	0	0	85	302	387	
480	1	0	0	0	1	118	481	599	
1,941	6	1	0	0	7	496	1,948	2,444	

**ST. LAWRENCE COUNTY
GENERAL ELECTION
November 6, 2018**

<i>DISTRICT</i>	<i>MACHINE TURNOUT</i>	<i>ABSENTEE TURNOUT</i>	<i>AFFIDAVIT</i>	<i>TOTAL TURNOUT</i>	<i>VOTER REGISTRATION</i>	<i>% TURNOUT</i>	<i>Rick Perkins (Incumbent)</i>
							DEM
Clare 1	48	0	0	48	75	64%	13
Colton 1	692	58	3	753	1121	67%	303
Hopkinton 1	408	23	2	433	685	63%	139
Parishville 1	324	21	1	346	542	64%	135
Parishville 2	437	28	5	470	835	56%	198
Piercefield	110	12	0	122	196	62%	52
Pierrepoint 1	568	46	3	617	1020	60%	244
Pierrepoint 2	465	32	7	504	778	65%	229
TOTAL	3,052	220	21	3,293	5,252	63%	1,313

<i>(MACHINE)</i>	<i>Rick Perkins (ABSENTEE)</i>	<i>Rick Perkins (ABSENTEE HC)</i>	<i>Rick Perkins (AFFIDAVIT)</i>	<i>Rick Perkins</i>	<i>Kevin Beary (MACHINE)</i>	<i>Kevin Beary (ABSENTEE)</i>	<i>Kevin Beary (ABSENTEE HC)</i>	<i>Kevin Beary (AFFIDAVIT)</i>	<i>Kevin Beary</i>
DEM	DEM	DEM	DEM	REP	REP	REP	REP	REP	
0	0	0	13	24	0	0	0	24	
26	0	1	330	321	23	0	2	346	
10	1	0	150	201	6	0	2	209	
4	0	0	139	127	12	0	1	140	
18	0	3	219	158	6	0	0	164	
5	0	0	57	45	6	0	0	51	
33	1	3	281	239	7	1	0	247	
20	0	4	253	173	7	0	2	182	
116	2	11	1,442	1,288	67	1	7	1,363	

<i>Rick Perkins (MACHINE)</i>	<i>Rick Perkins (ABSENTEE)</i>	<i>Rick Perkins (ABSENTEE HC)</i>	<i>Rick Perkins (AFFIDAVIT)</i>	<i>Rick Perkins</i>	<i>Rick Perkins (MACHINE)</i>	<i>Rick Perkins (ABSENTEE)</i>	<i>Rick Perkins (ABSENTEE HC)</i>	<i>Rick Perkins (AFFIDAVIT)</i>
CON	CON	CON	CON	CON	WOR	WOR	WOR	WOR
1	0	0	0	1	2	0	0	0
34	3	0	0	37	11	1	0	0
29	0	0	0	29	14	3	0	0
37	2	0	0	39	12	0	0	0
43	3	0	2	48	20	0	0	0
3	0	0	0	3	3	1	0	0
31	1	0	0	32	19	0	0	0
21	2	0	1	24	26	1	0	0
199	11	0	3	213	107	6	0	0

<i>Rick Perkins</i>	<i>Kevin Beary (MACHINE)</i>	<i>Kevin Beary (ABSENTEE)</i>	<i>Kevin Beary (ABSENTEE HC)</i>	<i>Kevin Beary (AFFIDAVIT)</i>	<i>Kevin Beary</i>	<i>Rick Perkins TOTAL</i>	<i>Kevin Beary TOTAL</i>	<i>WRITE IN (MACHINE)</i>	<i>WRITE IN (ABSENTEE)</i>	<i>WRITE IN</i>
WOR	BLK	BLK	BLK	BLK	BLK					
2	0	0	0	0	0	16	24	0	0	0
12	6	1	0	0	7	379	353	0	0	0
17	6	0	0	0	6	196	215	0	0	0
12	1	1	0	0	2	190	142	0	0	0
20	5	0	0	0	5	287	169	0	0	0
4	0	0	0	0	0	64	51	0	0	0
19	6	0	0	0	6	332	253	1	0	0
27	1	0	0	0	1	304	183	0	0	0
113	25	2	0	0	27	1,768	1,390	1	0	0

**County Legislator
District 7**

WRITE IN (ABSENTEE HC)	WRITE IN (AFFIDAVIT)	WRITE IN	UNDER / OVER VOTES	TOTAL VOTES CAST	Whole number
0	0	8	40	48	
0	0	21	732	753	
0	0	22	411	433	
0	0	14	332	346	
0	0	14	456	470	
0	0	7	115	122	
0	1	31	586	617	
0	0	17	487	504	
0	1	134	3,159	3,293	

**ST. LAWRENCE COUNTY
GENERAL ELECTION
November 6, 2018**

<i>DISTRICT</i>	<i>MACHINE TURNOUT</i>	<i>ABSENTEE TURNOUT</i>	<i>AFFIDAVIT</i>	<i>TOTAL TURNOUT</i>	<i>VOTER REGISTRATION</i>	<i>% TURNOUT</i>	<i>Kaitlin E. Tyndall (MACHINE)</i>
							DEM
Canton 2	506	42	3	551	907	61%	198
Canton 8	538	56	2	596	975	61%	240
Madrid 1	597	35	5	637	1014	63%	220
Potsdam 1	536	37	4	577	892	65%	262
Potsdam 2	429	34	2	465	770	60%	182
TOTAL	2,606	204	16	2,826	4,558	62%	1,102

<i>(MACHINE)</i>	<i>Kaitlin E. Tyndall (ABSENTEE)</i>	<i>Kaitlin E. Tyndall (ABSENTEE HC)</i>	<i>Kaitlin E. Tyndall (AFFIDAVIT)</i>	<i>Kaitlin E. Tyndall</i>	<i>Kevin D.Acres (MACHINE)</i>	<i>Kevin D.Acres (ABSENTEE)</i>	<i>Kevin D.Acres (ABSENTEE HC)</i>	<i>Kevin D.Acres (AFFIDAVIT)</i>	<i>Kevin D. Acres</i>
DEM	DEM	DEM	DEM	REP	REP	REP	REP	REP	
15	1	1	215	253	15	0	1	269	
27	4	1	272	234	13	0	1	248	
17	0	2	239	315	13	0	3	331	
26	0	2	290	217	7	0	2	226	
7	1	0	190	206	18	2	1	227	
92	6	6	1,206	1,225	66	2	8	1,301	

	<i>Kevin D.Acres (MACHINE)</i>	<i>Kevin D.Acres (ABSENTEE)</i>	<i>Kevin D.Acres (ABSENTEE HC)</i>	<i>Kevin D.Acres (AFFIDAVIT)</i>	<i>Kevin D.Acres</i>	<i>Kaitlin E. Tyndall (MACHINE)</i>	<i>Kaitlin E. Tyndall (ABSENTEE)</i>	<i>Kaitlin E. Tyndall (ABSENTEE HC)</i>	<i>Kaitlin E. Tyndall (AFFIDAVIT)</i>
	CON/BLK	CON/BLK	CON/BLK	CON/BLK	CON/BLK	BLK	BLK	BLK	BLK
	29	1	0	0	30	3	0	0	0
	39	3	0	0	42	1	0	0	0
	35	1	0	0	36	11	0	0	0
	28	0	0	0	28	1	1	0	0
	18	1	0	0	19	1	0	0	0
	149	6	0	0	155	17	1	0	0

**County Legislator
District 8**

	<i>AFFIDAVIT</i>	<i>Kaitlin E. Tyndall</i>	<i>Kaitlin E. Tyndall TOTAL</i>	<i>Kevin D. Acres TOTAL</i>	<i>WRITE IN (MACHINE)</i>	<i>WRITE IN (ABSENTEE)</i>	<i>WRITE IN (ABSENTEE HC)</i>	<i>WRITE IN (AFFIDAVIT)</i>	<i>WRITE IN</i>	<i>UNDER / OVER VOTES</i>	<i>TOTAL VOTES CAST</i>	<i>Whole number</i>
BLK												
3		218	299	0	0	0	0	0	0	34	517	551
1		273	290	0	0	0	0	0	0	33	563	596
11		250	367	2	0	0	0	2	2	18	619	637
2		292	254	2	0	0	0	2	2	29	548	577
1		191	246	0	0	0	0	0	0	28	437	465
18		1,224	1,456	4	0	0	0	4	4	142	2,684	2,826

<i>DISTRICT</i>	<i>MACHINE TURNOUT</i>	<i>ABSENTEE TURNOUT</i>	<i>AFFIDAVIT</i>	<i>TOTAL TURNOUT</i>	<i>VOTER REGISTRATION</i>	<i>% TURNOUT</i>	<i>Daniel G. Fav (M.A.)</i>
							DEM
Canton 1	545	71	5	621	898	69%	411
Canton 3	415	58	5	478	695	69%	304
Canton 5	263	14	5	282	447	63%	145
Canton 6	458	29	9	496	808	61%	312
TOTAL	1,681	172	24	1,877	2,848	66%	1,172

<i>Daniel G. Fay (MACHINE)</i>	<i>Daniel G. Fay (ABSENTEE)</i>	<i>Daniel G. Fay (ABSENTEE HC)</i>	<i>Daniel G. Fay (AFFIDAVIT)</i>	<i>Daniel G. Fay</i>	<i>Daniel G. Fay (MACHINE)</i>	<i>Daniel G. Fay (ABSENTEE)</i>	<i>Daniel G. Fay (ABSENTEE HC)</i>	<i>Daniel G. Fay (AFFIDAVIT)</i>	<i>Daniel G. Fay</i>
DEM	DEM	DEM	DEM	CON	CON	CON	CON	CON	CON
44	3	5	463	67	4	0	0	71	
35	0	3	342	55	4	1	1	61	
4	0	3	152	67	2	0	2	71	
15	1	7	335	66	7	0	1	74	
98	4	18	1,292	255	17	1	4	277	

	Daniel G. Fay TOTAL	WRITE IN (MACHINE)	WRITE IN (ABSENTEE)	WRITE IN (ABSENTEE HC)
534	1	0	0	0
403	0	0	0	0
223	0	0	0	0
409	1	0	0	0
1,569	2	0	0	0

**ST. LAWRENCE COUNTY
GENERAL ELECTION
November 6, 2018**

<i>DISTRICT</i>	<i>MACHINE TURNOUT</i>	<i>ABSENTEE TURNOUT</i>	<i>AFFIDAVIT</i>	<i>TOTAL TURNOUT</i>	<i>VOTER REGISTRATION</i>	<i>% TURNOUT</i>	<i>Dave Haggard / R -</i>
							DEM
Potsdam 5	462	43	14	519	816	64%	310
Potsdam 6	408	33	5	446	920	48%	285
TOTAL	870	76	19	965	1,736	56%	595

<i>(MACHINE)</i>	<i>Dave Haggard (ABSENTEE)</i>	<i>Dave Haggard (ABSENTEE HC)</i>	<i>Dave Haggard (AFFIDAVIT)</i>	<i>Dave Haggard</i>	<i>Nicholas Pignone (MACHINE)</i>	<i>Nicholas Pignone (ABSENTEE)</i>	<i>Nicholas Pignone (ABSENTEE HC)</i>	<i>Nicholas Pignone (AFFIDAVIT)</i>	<i>Nicholas Pignone</i>
DEM	DEM	DEM	DEM	REP	REP	REP	REP	REP	REP
24	0	11	345	130	10	0	2	142	
20	0	3	308	104	8	0	1	113	
44	0	14	653	234	18	0	3	255	

<i>Machine</i>	<i>Dave Haggard (MACHINE)</i>	<i>Dave Haggard (ABSENTEE)</i>	<i>Dave Haggard (ABSENTEE HC)</i>	<i>Dave Haggard (AFFIDAVIT)</i>	<i>Dave Haggard</i>	<i>Dave Haggard TOTAL</i>	<i>WRITE IN (MACHINE)</i>	<i>WRITE IN (ABSENTEE)</i>	<i>WRITE IN (ABSENTEE HC)</i>	<i>WRITE IN (AFFIDAVIT)</i>	<i>WRITE IN</i>
BLK	BLK	BLK	BLK	BLK							
1	0	0	0	1	346	1	0	0	0	1	
2	0	0	0	2	310	2	0	0	0	2	
3	0	0	0	3	656	3	0	0	0	3	

Legislator
t 10

<i>UNDER / OVER VOTES</i>	<i>TOTAL VOTES CAST</i>	<i>Whole number</i>
30	489	519
21	425	446
51	914	965

**ST. LAWRENCE COUNTY
GENERAL ELECTION
November 6, 2018**

<i>DISTRICT</i>	<i>MACHINE TURNOUT</i>	<i>ABSENTEE TURNOUT</i>	<i>AFFIDAVIT</i>	<i>TOTAL TURNOUT</i>	<i>VOTER REGISTRATION</i>	<i>% TURNOUT</i>	<i>Nance A. Arquiett (MACHINE)</i>
							DEM
Potsdam 4	492	41	7	540	940	57%	270
Potsdam 7	403	40	6	449	713	63%	286
Stockholm 1	510	19	3	532	924	58%	211
Stockholm 2	427	22	2	451	786	57%	189
Stockholm 3	245	8	3	256	467	55%	82
TOTAL	2,077	130	21	2,228	3,830	58%	1,038

<i>MACHINE)</i>	<i>Nance A. Arquiett (ABSENTEE)</i>	<i>Nance A. Arquiett (ABSENTEE HC)</i>	<i>Nance A. Arquiett (AFFIDAVIT)</i>	<i>Nance A. Arquiett</i>	<i>Chad Colbert (MACHINE)</i>	<i>Chad Colbert (ABSENTEE)</i>	<i>Chad Colbert (ABSENTEE HC)</i>	<i>Chad Colbert (AFFIDAVIT)</i>	<i>Chad Colbert</i>
DEM	DEM	DEM	DEM	REP	REP	REP	REP	REP	
21	0	2	293	174	15	0	5	194	
24	0	5	315	86	5	0	1	92	
8	0	1	220	253	10	0	1	264	
7	0	1	197	194	12	0	1	207	
4	0	3	89	142	4	0	0	146	
64	0	12	1,114	849	46	0	8	903	

	Chad Colbert (MACHINE)	Chad Colbert (ABSENTEE)	Chad Colbert (ABSENTEE HC)	Chad Colbert (AFFIDAVIT)	Chad Colbert	Nance A. Arquiatt (MACHINE)	Nance A. Arquiatt (ABSENTEE)	Nance A. Arquiatt (ABSENTEE HC)	Nance A. Arquiatt (AFFIDAVIT)
CON/BLK	CON/BLK	CON/BLK	CON/BLK	CON/BLK	BLK	BLK	BLK	BLK	BLK
19	0	0	0	19	7	1	0	0	
15	2	0	0	17	2	0	0	0	
23	0	0	0	23	9	0	0	1	
22	1	0	0	23	13	0	0	0	
13	0	0	0	13	5	0	0	0	
92	3	0	0	95	36	1	0	1	

**County Legislator
District 11**

	Nance A. Arquiett	Nance A. Arquiett TOTAL	Chad Colbert TOTAL	WRITE IN (MACHINE)	WRITE IN (ABSENTEE)	WRITE IN (ABSENTEE HC)	WRITE IN (AFFIDAVIT)	WRITE IN	UNDER / OVER VOTES	TOTAL VOTES CAST	Whole number
BLK											
8	301	213	8	0	0	0	8	18	522	540	
2	317	109	4	0	0	0	4	19	430	449	
10	230	287	2	0	0	0	2	13	519	532	
13	210	230	0	0	0	0	0	11	440	451	
5	94	159	0	0	0	0	0	3	253	256	
38	1,152	998	14	0	0	0	14	64	2,164	2,228	

**ST. LAWRENCE COUNTY
GENERAL ELECTION
November 6, 2018**

<i>DISTRICT</i>	<i>MACHINE TURNOUT</i>	<i>ABSENTEE TURNOUT</i>	<i>AFFIDAVIT</i>	<i>TOTAL TURNOUT</i>	<i>VOTER REGISTRATION</i>	<i>% TURNOUT</i>	<i>John H. Burke</i>
							DEM
Norfolk 1	399	17	3	419	794	53%	173
Norfolk 2	450	27	2	479	956	50%	200
Norfolk 3	430	23	5	458	839	55%	184
Potsdam 3	369	24	1	394	668	59%	154
Potsdam 8	556	39	2	597	957	62%	298
TOTAL	2,204	130	13	2,347	4,214	56%	1,009

<i>John H. Burke (MACHINE)</i>	<i>John H. Burke (ABSENTEE)</i>	<i>John H. Burke (ABSENTEE HC)</i>	<i>John H. Burke (AFFIDAVIT)</i>	<i>John H. Burke</i>	<i>John H. Burke (MACHINE)</i>	<i>John H. Burke (ABSENTEE)</i>	<i>John H. Burke (ABSENTEE HC)</i>	<i>John H. Burke (AFFIDAVIT)</i>	<i>John H. Burke</i>
DEM	DEM	DEM	DEM	REP	REP	REP	REP	REP	REP
6	1	1	181	169	7	0	1	177	
16	1	0	217	196	5	0	2	203	
11	0	0	195	204	6	0	5	215	
10	0	1	165	153	5	2	0	160	
20	0	1	319	188	15	1	0	204	
63	2	3	1,077	910	38	3	8	959	

	<i>John H. Burke (MACHINE)</i>	<i>John H. Burke (ABSENTEE)</i>	<i>John H. Burke (ABSENTEE HC)</i>	<i>John H. Burke (AFFIDAVIT)</i>	<i>John H. Burke</i>	<i>John H. Burke TOTAL</i>	<i>WRITE IN (MACHINE)</i>	<i>WRITE IN (ABSENTEE)</i>	<i>WRITE IN (ABSENTEE HC)</i>	<i>WRITE IN (AFFIDAVIT)</i>
CON	CON	CON	CON	CON						
23	0	0	1	24	382	0	0	0	0	0
15	1	0	0	16	436	0	0	0	0	0
20	0	0	0	20	430	0	0	0	0	0
25	0	0	0	25	350	1	0	0	0	1
22	0	0	1	23	546	1	0	0	0	1
105	1	0	2	108	2,144	2	0	0	0	2

Legislator

12

<i>UNDER / OVER VOTES</i>	<i>TOTAL VOTES CAST</i>	<i>Whole number</i>
37	382	419
43	436	479
28	430	458
43	351	394
50	547	597
201	2,146	2,347

**ST. LAWRENCE COUNTY
GENERAL ELECTION
November 6, 2018**

<i>DISTRICT</i>	<i>MACHINE TURNOUT</i>	<i>ABSENTEE TURNOUT</i>	<i>AFFIDAVIT</i>	<i>TOTAL TURNOUT</i>	<i>VOTER REGISTRATION</i>	<i>% TURNOUT</i>	<i>Tony J. Arquieta (MACHINE)</i>
							DEM
Brasher 1	272	9	0	281	608	46%	188
Brasher 2	421	26	3	450	794	57%	288
Lawrence 1	474	17	2	493	944	52%	305
Massena 4	214	11	7	232	474	49%	160
Massena 7	389	20	1	410	730	56%	276
Massena 8	318	26	1	345	630	55%	215
TOTAL	2,088	109	14	2,211	4,180	53%	1,432

County Legislator
District 13

<i>(MACHINE)</i>	<i>Tony J. Arquiatt (ABSENTEE)</i>	<i>Tony J. Arquiatt (ABSENTEE HC)</i>	<i>Tony J. Arquiatt (AFFIDAVIT)</i>	<i>Tony J. Arquiatt</i>	<i>WRITE IN (MACHINE)</i>	<i>WRITE IN (ABSENTEE)</i>	<i>WRITE IN (ABSENTEE HC)</i>	<i>WRITE IN (AFFIDAVIT)</i>	<i>WRITE IN</i>	<i>UNDER / OVER VOTES</i>	<i>TOTAL VOTES</i>
DEM	DEM	DEM	DEM								
5	0	0	193	0	0	0	0	0	0	88	193
17	0	3	308	2	0	0	0	2	2	140	310
9	0	1	315	1	0	0	0	1	1	177	316
7	0	5	172	3	0	0	0	3	3	57	175
15	0	1	292	1	0	0	0	1	1	117	293
15	1	0	231	1	0	0	0	1	1	113	232
68	1	10	1,511	8	0	0	0	8	8	692	1,519

CAST
Whole number

281
450
493
232
410
345
2,211

**ST. LAWRENCE COUNTY
GENERAL ELECTION
November 6, 2018**

<i>DISTRICT</i>	<i>MACHINE TURNOUT</i>	<i>ABSENTEE TURNOUT</i>	<i>AFFIDAVIT</i>	<i>TOTAL TURNOUT</i>	<i>VOTER REGISTRATION</i>	<i>% TURNOUT</i>	<i>Nicole A. Terminelli (MAC...)</i>
							DEM
Massena 1	655	67	2	724	1124	64%	360
Massena 3	419	36	8	463	910	51%	202
Massena 5	431	35	6	472	957	49%	209
Massena 6	426	32	6	464	885	52%	246
TOTAL	1,931	170	22	2,123	3876	55%	1,017

<i>Nicole A. Terminelli (ABSENTEE)</i>	<i>Nicole A. Terminelli (ABSENTEE)</i>	<i>Nicole A. Terminelli (ABSENTEE HC)</i>	<i>Nicole A. Terminelli (AFFIDAVIT)</i>	<i>Nicole A. Terminelli</i>	<i>Joel T. Grigg (MACHINE)</i>	<i>Joel T. Grigg (ABSENTEE)</i>	<i>Joel T. Grigg (ABSENTEE HC)</i>	<i>Joel T. Grigg (AFFIDAVIT)</i>	<i>Joel T. Grigg</i>
DEM	DEM	DEM	DEM	REP	REP	REP	REP	REP	
36	2	1	399	188	11	0	1	200	
14	1	3	220	133	9	0	2	144	
17	1	2	229	139	11	1	3	154	
15	1	3	265	109	4	1	1	115	
82	5	9	1,113	569	35	2	7	613	

	<i>James F. Hidy (MACHINE)</i>	<i>James F. Hidy (ABSENTEE)</i>	<i>James F. Hidy (ABSENTEE HC)</i>	<i>James F. Hidy (AFFIDAVIT)</i>	<i>James F. Hidy</i>	<i>Nicole A. Terminelli (MACHINE)</i>	<i>Nicole A. Terminelli (ABSENTEE)</i>	<i>Nicole A. Terminelli (ABSENTEE HC)</i>	<i>Nicole A. Terminelli (AFFIDAVIT)</i>
	CON	CON	CON	CON	CON	WOR	WOR	WOR	WOR
	81	11	0	0	92	16	0	0	0
	48	7	0	2	57	7	0	0	1
	48	3	0	1	52	14	0	0	0
	38	6	0	1	45	14	0	0	1
	215	27	0	4	246	51	0	0	2

<i>Nicole A. Terminelli (AFFIDAVIT)</i>	<i>Nicole A. Terminelli</i>	<i>Nicole A. Terminelli (MACHINE)</i>	<i>Nicole A. Terminelli (ABSENTEE)</i>	<i>Nicole A. Terminelli (ABSENTEE HC)</i>	<i>Nicole A. Terminelli (AFFIDAVIT)</i>	<i>Nicole A. Terminelli</i>	<i>Joel T. Grigg (MACHINE)</i>	<i>Joel T. Grigg (ABSENTEE)</i>	<i>Joel T. Grigg (ABSENTEE)</i>
WOR	WEP	WEP	WEP	WEP	WEP	BLK	BLK	BLK	BLK
16	3	0	0	0	3	0	0	0	0
8	3	0	0	0	3	5	0	0	0
14	3	0	0	0	3	5	1	0	0
15	2	0	0	0	2	5	0	0	0
53	11	0	0	0	11	15	1	0	0

County Legislator
District 14

ABSENTEE HC)		Joel T. Grigg (AFFIDAVIT)	Joel T. Grigg	Nicole A. Terminelli TOTAL	Joel T. Grigg TOTAL	WRITE IN (MACHINE)	WRITE IN (ABSENTEE)	WRITE IN (ABSENTEE HC)	WRITE IN (AFFIDAVIT)	WRITE IN	UNDER / OVER VOTES	TOTAL VOTES
BLK	BLK											
0	0	418	200	0	0	0	0	0	0	14	710	
0	5	231	149	0	0	0	0	0	0	26	437	
0	6	246	160	0	0	0	0	0	0	14	458	
0	5	282	120	1	0	0	0	0	1	16	448	
0	16	1,177	629	1	0	0	0	0	1	70	2,053	

CAST
Whole number

724
463
472
464
2,123

**ST. LAWRENCE COUNTY
GENERAL ELECTION
November 6, 2018**

<i>DISTRICT</i>	<i>MACHINE TURNOUT</i>	<i>ABSENTEE TURNOUT</i>	<i>AFFIDAVIT</i>	<i>TOTAL TURNOUT</i>	<i>VOTER REGISTRATION</i>	<i>% TURNOUT</i>	<i>M. Shawna Cecot (MACHINE)</i>
							DEM
Louisville 1	345	31	6	382	647	59%	148
Louisville 2	372	26	3	401	662	61%	190
Louisville 3	279	25	3	307	470	65%	131
Louisville 4	197	23	2	222	330	67%	105
Massena 2	498	36	12	546	996	55%	267
Waddington 1	394	51	2	447	684	65%	167
Waddington 2	497	29	4	530	893	59%	158
TOTAL	2,582	221	32	2,835	4,682	61%	1,166

<i>M. Shawna Cecot (MACHINE)</i>	<i>M. Shawna Cecot (ABSENTEE)</i>	<i>M. Shawna Cecot (ABSENTEE HC)</i>	<i>M. Shawna Cecot (AFFIDAVIT)</i>	<i>M. Shawna Cecot</i>	<i>Rita E. Curran (MACHINE)</i>	<i>Rita E. Curran (ABSENTEE)</i>	<i>Rita E. Curran (ABSENTEE HC)</i>	<i>Rita E. Curran(AFFIDAVIT)</i>	<i>Rita E. Curran</i>
DEM	DEM	DEM	DEM	REP	REP	REP	REP	REP	
16	0	1	165	174	7	0	4	185	
17	0	1	208	160	7	0	1	168	
12	2	2	147	126	8	0	1	135	
9	0	1	115	79	10	0	1	90	
20	0	6	293	199	8	0	3	210	
26	0	0	193	191	19	0	1	211	
9	0	1	168	280	18	0	2	300	
109	2	12	1,289	1,209	77	0	13	1,299	

	<i>Rita E. Curran (MACHINE)</i>	<i>Rita E. Curran (ABSENTEE)</i>	<i>Rita E. Curran (ABSENTEE HC)</i>	<i>Rita E. Curran(AFFIDAVIT)</i>	<i>Rita E. Curran</i>	<i>Rita E. Curran TOTAL</i>	<i>WRITE IN (MACHINE)</i>	<i>WRITE IN (ABSENTEE)</i>	<i>WRITE IN (ABSENTEE HC)</i>	<i>WRITE IN (AFFIDAVIT)</i>	<i>WRITE IN</i>
CON/BLK	CON/BLK	CON/BLK	CON/BLK	CON/BLK							
12	2	0	1	15	200	0	0	0	0	0	0
18	2	0	0	20	188	0	0	0	0	0	0
14	1	0	0	15	150	1	0	0	0	0	1
6	0	0	0	6	96	0	1	0	0	0	1
17	1	0	0	18	228	0	0	0	0	0	0
21	1	0	0	22	233	1	0	0	0	0	1
40	1	0	1	42	342	0	0	0	0	0	0
128	8	0	2	138	1,437	2	1	0	0	0	3

Legislator

15

<i>UNDER / OVER VOTES</i>	<i>TOTAL VOTES CAST</i>	<i>Whole number</i>
17	365	382
5	396	401
9	298	307
10	212	222
25	521	546
20	427	447
20	510	530
106	2,729	2,835

<i>DISTRICT</i>	<i>MACHINE TURNOUT</i>	<i>ABSENTEE TURNOUT</i>	<i>AFFIDAVIT</i>	<i>TOTAL TURNOUT</i>	<i>VOTER REGISTRATION</i>	<i>% TURNOUT</i>	<i>Dale Paul Robar (MACHINE)</i>
							REP
Colton 1	692	58	3	753	1121	67%	482
TOTAL	692	58	3	753	1,121	67%	482


<i>Dale Paul Robar (ABSENTEE)</i>	<i>Dale Paul Robar (ABSENTEE HC)</i>	<i>Dale Paul Robar (AFFIDAVIT)</i>	<i>Dale Paul Robar</i>	<i>Dale Paul Robar (MACHINE)</i>	<i>Dale Paul Robar (ABSENTEE)</i>	<i>Dale Paul Robar (ABSENTEE HC)</i>	<i>Dale Paul Robar (AFFIDAVIT)</i>	<i>Dale Paul Robar</i>
REP	REP	REP	REP	BLK	BLK	BLK	BLK	BLK
41	0	2	525	27	3	0	0	30
41	0	2	525	27	3	0	0	30

<i>Robar</i>	Dale Paul Robar TOTAL	WRITE IN (MACHINE)	WRITE IN (ABSENTEE)	WRITE IN (ABSENTEE HC)	WRITE IN (AFFIDAVIT)	WRITE IN
555	0	0	0	0	0	0
555	0	0	0	0	0	0

**ST. LAWRENCE COUNTY
GENERAL ELECTION
November 6, 2018**

<i>DISTRICT</i>	<i>MACHINE TURNOUT</i>	<i>ABSENTEE TURNOUT</i>	<i>AFFIDAVIT</i>	<i>TOTAL TURNOUT</i>	<i>VOTER REGISTRATION</i>	<i>% TURNOUT</i>	<i>Howard Putney (MACHINE)</i>
							DEM
DeKalb 1	362	24	4	390	667	58%	252
DeKalb 2	291	11	2	304	505	60%	187
TOTAL	653	35	6	694	1,172	59%	439

<i>Howard Putney (ABSENTEE)</i>	<i>Howard Putney (ABSENTEE HC)</i>	<i>Howard Putney (AFFIDAVIT)</i>	<i>Howard Putney</i>	<i>WRITE IN (MACHINE)</i>	<i>WRITE IN (ABSENTEE)</i>	<i>WRITE IN (ABSENTEE HC)</i>	<i>WRITE IN (AFFIDAVIT)</i>	<i>WRITE IN</i>	<i>UNDER / OVER VOTES</i>	<i>TOTAL VOTES</i>
DEM	DEM	DEM	DEM							
15	1	3	271	1	0	0	0	1	118	272
5	0	2	194	2	0	0	0	2	108	196
20	1	5	465	3	0	0	0	3	226	468



<i>DISTRICT</i>	<i>MACHINE TURNOUT</i>	<i>ABSENTEE TURNOUT</i>	<i>AFFIDAVIT</i>	<i>TOTAL TURNOUT</i>	<i>VOTER REGISTRATION</i>	<i>% TURNOUT</i>	<i>Andrew Fenton (MACHINE)</i>	<i>Andrew Fenton (ARCA)</i>
							DEM	DEM
DeKalb 1	362	24	4	390	667	58%	170	9
DeKalb 2	291	11	2	304	505	60%	113	5
TOTAL	653	35	6	694	1,172	59%	283	14

ABSENTEE)	Andrew Fenton (ABSENTEE HC)	Andrew Fenton (AFFIDAVIT)	Andrew Fenton	Constance J. Elen (MACHINE)	Constance J. Elen (ABSENTEE)	Constance J. Elen (ABSENTEE HC)	Constance J. Elen (AFFIDAVIT)	Constance J. Elen	Constance J. Elen (MACHINE)	Constance J. Elen (ABSENTEE)	Constance J. Elen (ABSENTEE HC)	Constance J. Elen (AFFIDAVIT)
DEM	DEM	DEM	REP	REP	REP	REP	REP	BLK	BLK	BLK	BLK	BLK
0	3	182	165	10	1	1	177	2	1	0	0	0
0	1	119	150	5	0	1	156	5	0	0	0	0
0	4	301	315	15	1	2	333	7	1	0	0	0

	Constance J. Elen						
	AFFIDAVIT						
	Constance J. Elen						
	Constance J. Elen						
	TOTAL						
	WRITE IN (MACHINE)						
	WRITE IN (ABSENTEE)						
	WRITE IN (ABSENTEE						
	HC)						
	WRITE IN (AFFIDAVIT)						
	WRITE IN						
BLK							
3	180	0	0	0	0	0	0
5	161	0	0	0	0	0	0
8	341	0	0	0	0	0	0

<i>DISTRICT</i>	<i>MACHINE TURNOUT</i>	<i>ABSENTEE TURNOUT</i>	<i>AFFIDAVIT</i>	<i>TOTAL TURNOUT</i>	<i>VOTER REGISTRATION</i>	<i>% TURNOUT</i>
DePeyster 1	200	9	1	210	355	59%
TOTAL	200	9	1	210	355	59%

**ST. LAWRENCE COUNTY
GENERAL ELECTION
November 6, 2018**

<i>DISTRICT</i>	<i>MACHINE TURNOUT</i>	<i>ABSENTEE TURNOUT</i>	<i>AFFIDAVIT</i>	<i>TOTAL TURNOUT</i>	<i>VOTER REGISTRATION</i>	<i>% TURNOUT</i>	<i>Jeffery D. Shippee (MAC...)</i>
							REP
Edwards 1	334	18	0	352	625	56%	225
TOTAL	334	18	0	352	625	56%	225

<i>Jeffery D. Shippee (MACHINE)</i>	<i>Jeffery D. Shippee (ABSENTEE)</i>	<i>Jeffery D. Shippee (ABSENTEE HC)</i>	<i>Jeffery D. Shippee (AFFIDAVIT)</i>	<i>Jeffery D. Shippee</i>	<i>Frank E. Wagner (MACHINE)</i>	<i>Frank E. Wagner (ABSENTEE)</i>	<i>Frank E. Wagner (ABSENTEE HC)</i>	<i>Frank E. Wagner (AFFIDAVIT)</i>	<i>Frank E. Wagner</i>
REP	REP	REP	REP	BLK	BLK	BLK	BLK	BLK	
11	0	0	236	31	2	0	0	33	
11	0	0	236	31	2	0	0	33	

**Edwards Councilman
1 YR Unexpired Term**

	WRITE IN (MACHINE)	WRITE IN (ABSENTEE)	WRITE IN (ABSENTEE HC)	WRITE IN (AFFIDAVIT)	WRITE IN	UNDER / OVER VOTES	TOTAL VOTES
	0	0	0	0	0	83	269
	0	0	0	0	0	83	269

<i>DISTRICT</i>	<i>MACHINE TURNOUT</i>	<i>ABSENTEE TURNOUT</i>	<i>AFFIDAVIT</i>	<i>TOTAL TURNOUT</i>	<i>VOTER REGISTRATION</i>	<i>% TURNOUT</i>	<i>Julie A. LaTray (MACHINE)</i>
							REP
Fine 1	464	29	2	495	875	57%	379
TOTAL	464	29	2	495	875	57%	379

REP	REP	REP	REP				
20	0	1	400	1	1	0	0
20	0	1	400	1	1	0	0
Julie A. LaTray (ABSENTEE) Julie A. LaTray (ABSENTEE HC) Julie A. LaTray (AFFIDAVIT) Julie A. LaTray WRITE IN (MACHINE) WRITE IN (ABSENTEE) WRITE IN (ABSENTEE HC) WRITE IN (A...							

DISTRICT	MACHINE TURNOUT	ABSENTEE TURNOUT	AFFIDAVIT	TOTAL TURNOUT	VOTER REGISTRATION	% TURNOUT	Jay L. Bowhall
							DEM
Gouverneur 1	435	45	3	483	864	56%	171
Gouverneur 2	371	36	1	408	913	45%	165
Gouverneur 3	252	10	1	263	503	52%	81
Gouverneur 4	301	14	1	316	614	51%	78
TOTAL	1,359	105	6	1,470	2,894	51%	495

Jay L. Bowhall (MACHINE)	Jay L. Bowhall (ABSENTEE)	Jay L. Bowhall (ABSENTEE HC)	Jay L. Bowhall (AFFIDAVIT)	Jay L. Bowhall	Jay L. Bowhall (MACHINE)	Jay L. Bowhall (ABSENTEE)	Jay L. Bowhall (ABSENTEE HC)	Jay L. Bowhall (AFFIDAVIT)	Jay L. Bowhall
DEM	DEM	DEM	DEM	REP	REP	REP	REP	REP	REP
13	3	1	188	222	16	0	2	240	
14	0	0	179	171	16	0	1	188	
3	0	0	84	142	5	0	1	148	
3	0	0	81	200	8	1	1	210	
33	3	1	532	735	45	1	5	786	

	Jay L. Bowhall TOTAL	WRITE IN (MACHINE)	WRITE IN (ABSENTEE)	WRITE IN (ABSENTEE HC)	WRITE IN (A...)
	428	0	0	0	0
	367	0	0	0	0
	232	0	0	0	0
	291	1	0	0	0
	1,318	1	0	0	0

<i>DISTRICT</i>	<i>MACHINE TURNOUT</i>	<i>ABSENTEE TURNOUT</i>	<i>AFFIDAVIT</i>	<i>TOTAL TURNOUT</i>	<i>VOTER REGISTRATION</i>	<i>% TURNOUT</i>	<i>Frank D. Ashley (MACHINE)</i>	<i>Frank D. Ashley (ABSENTEE)</i>
							DEM	DEM
Hermon 1	352	33	2	387	653	59%	135	14
TOTAL	352	33	2	387	653	59%	135	14

<i>ABSENTEE</i>	<i>Frank D. Ashley (ABSENTEE HC)</i>	<i>Frank D. Ashley (AFFIDAVIT)</i>	<i>Frank D. Ashley</i>	<i>John A. Reed (MACHINE)</i>	<i>John A. Reed (ABSENTEE)</i>	<i>John A. Reed (ABSENTEE HC)</i>	<i>John A. Reed (AFFIDAVIT)</i>	<i>John A. Reed</i>	<i>John A. Reed (MACHINE)</i>	<i>John A. Reed (ABSENTEE)</i>	<i>John A. Reed (AFFIDAVIT)</i>
DEM	DEM	DEM	REP	REP	REP	REP	REP	BLK	BLK	BLK	
2	0	151	194	8	2	2	206	4	1	0	
2	0	151	194	8	2	2	206	4	1	0	

ABSENTEE HC)									
John A. Reed (AFFIDAVIT)									
John A. Reed									
John A. Reed TOTAL									
WRITE IN (MACHINE)									
WRITE IN (ABSENTEE)									
WRITE IN (ABSENTEE HC)									
WRITE IN (AFFIDAVIT)									
WRITE IN									
UNDER / OVER VOTE									
BLK	BLK								
0	5	211	0	0	0	0	0	0	25
0	5	211	0	0	0	0	0	0	25

<i>DISTRICT</i>	<i>MACHINE TURNOUT</i>	<i>ABSENTEE TURNOUT</i>	<i>AFFIDAVIT</i>	<i>TOTAL TURNOUT</i>	<i>VOTER REGISTRATION</i>	<i>% TURNOUT</i>	<i>Debra Pearl (MACHINE)</i>	<i>Debra Pearl (ABSENTEE)</i>	<i>Debra Pearl (ABSENTEE HC)</i>	<i>Debra Pearl (AFFIDAVIT)</i>
							DEM	DEM	DEM	DEM
Hopkinton 1	408	23	2	433	685	63%	133	11	1	0
TOTAL	408	23	2	433	685	63%	133	11	1	0

<i>AFFIDAVIT</i>												
<i>Debra Pearl</i>												
<i>Stephen J. Bory (MACHINE)</i>												
<i>Stephen J. Bory (ABSENTEE)</i>												
<i>Stephen J. Bory (ABSENTEE HC)</i>												
<i>Stephen J. Bory (AFFIDAVIT)</i>												
<i>Stephen J. Bory</i>												
<i>Debra Pearl (MACHINE)</i>												
<i>Debra Pearl (ABSENTEE)</i>												
<i>Debra Pearl (ABSENTEE HC)</i>												
<i>Debra Pearl (AFFIDAVIT)</i>												
<i>Debra Pearl</i>												
<i>Stephen J. Bory (MACHINE)</i>												
DEM	REP	REP	REP	REP	REP	BLK	BLK	BLK	BLK	BLK	BLK	BLK
145	236	6	0	2	244	11	2	0	0	13	12	
145	236	6	0	2	244	11	2	0	0	13	12	

Stephen J. Bory (ABSENTEE)	Stephen J. Bory (ABSENTEE HC)	Stephen J. Bory (AFFIDAVIT)	Stephen J. Bory	Debra Pearl TOTAL	Stephen J. Bory TOTAL	WRITE IN (MACHINE)	WRITE IN (ABSENTEE)	WRITE IN (ABSENTEE HC)	WRITE IN (AFFIDAVIT)	WRITE IN	UNDER / OVER VOTES	TOTAL VOTES CAST	Whole number
BLK	BLK	BLK	BLK										
0	0	0	12	158	256	0	0	0	0	0	19	414	433
0	0	0	12	158	256	0	0	0	0	0	19	414	433

7

<i>DISTRICT</i>	<i>MACHINE TURNOUT</i>	<i>ABSENTEE TURNOUT</i>	<i>AFFIDAVIT</i>	<i>TOTAL TURNOUT</i>	<i>VOTER REGISTRATION</i>	<i>% TURNOUT</i>	<i>Missie Hastings-Lavigne (MACHINE)</i>
							REP
Hopkinton 1	474	17	2	493	944	52%	300
TOTAL	474	17	2	493	944	52%	300

Missie Hastings-Lavigne	IND	
Missie Hastings-Lavigne (MACHINE)	54	2
Missie Hastings-Lavigne (ABSENCE)	54	2

<i>DISTRICT</i>	<i>MACHINE TURNOUT</i>	<i>ABSENTEE TURNOUT</i>	<i>AFFIDAVIT</i>	<i>TOTAL TURNOUT</i>	<i>VOTER REGISTRATION</i>	<i>% TURNOUT</i>	<i>Ron Bush (MACHINE)</i>	<i>Ron Bush (AFFIDAVIT)</i>
							BLK	BLK
Lisbon 1	477	29	12	518	865	60%	128	9
Lisbon 2	381	21	2	404	721	56%	136	7
Lisbon 3	449	27	2	478	824	58%	167	11
TOTAL	1,307	77	16	1,400	2,410	58%	431	27

ABSENTEE)		
Ron Bush (ABSENTEE HC)		
Ron Bush (AFFIDAVIT)		
Ron Bush		
BLK	BLK	BLK
0	3	140
0	1	144
0	0	178
0	4	462

<i>DISTRICT</i>	<i>MACHINE TURNOUT</i>	<i>ABSENTEE TURNOUT</i>	<i>AFFIDAVIT</i>	<i>TOTAL TURNOUT</i>	<i>VOTER REGISTRATION</i>	<i>% TURNOUT</i>	<i>Liz Sharpe (MACHINE)</i>
							DEM
Madrid 1	597	35	5	637	1014	63%	408
TOTAL	597	35	5	637	1,014	63%	408

WRITE IN (MACHINE)											
Liz Sharpe (ABSENTEE)	DEM										
Liz Sharpe (ABSENTEE HC)	DEM	20	0	2	430	3	0	0	0	2	205
Liz Sharpe (AFFIDAVIT)	DEM	20	0	2	430	3	0	0	0	2	205
Liz Sharpe	DEM										
WRITE IN (MACHINE)											
WRITE IN (ABSENTEE)											
WRITE IN (ABSENTEE HC)											
WRITE IN (AFFIDAVIT)											
WRITE IN											
UNDER / OVER VOTES											
TOTAL VOTES											

DISTRICT	MACHINE TURNOUT	ABSENTEE TURNOUT	AFFIDAVIT	TOTAL TURNOUT	VOTER REGISTRATION	% TURNOUT	Melanie Cunningham (MA)
							DEM
Massena 1	655	67	2	724	1124	64%	471
Massena 2	498	36	12	546	996	55%	353
Massena 3	419	36	8	463	910	51%	265

<i>Melanie Cunningham (MACHINE)</i>	<i>Melanie Cunningham (ABSENTEE)</i>	<i>Melanie Cunningham (ABSENTEE HC)</i>	<i>Melanie Cunningham (AFFIDAVIT)</i>	<i>Melanie Cunningham</i>	<i>Carl B.Zender (MACHINE)</i>	<i>Carl B.Zender (ABSENTEE)</i>	<i>Carl B.Zender (ABSENTEE HC)</i>	<i>Carl B.Zender (AFFIDAVIT)</i>	<i>Carl B.Zender</i>
DEM	DEM	DEM	DEM	BLK	BLK	BLK	BLK	BLK	
42	1	1	515	47	4	1	1	53	
23	0	7	383	39	1	0	0	40	
14	1	4	284	46	4	0	0	50	

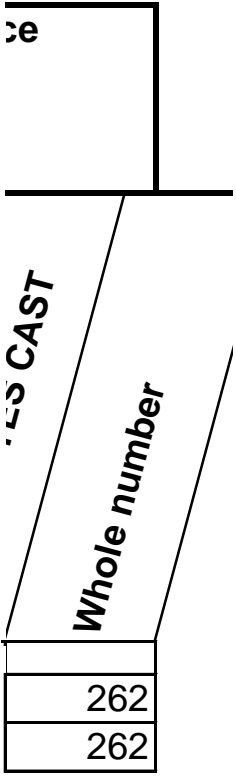
<i>DISTRICT</i>	<i>MACHINE TURNOUT</i>	<i>ABSENTEE TURNOUT</i>	<i>AFFIDAVIT</i>	<i>TOTAL TURNOUT</i>	<i>VOTER REGISTRATION</i>	<i>% TURNOUT</i>	<i>Jay Rust (MACHINE)</i>
							REP
Piercefield 1	110	12	0	122	196	62%	90
TOTAL	110	12	0	122	196	62%	90

<i>Jay Rust (MACHINE)</i>	<i>Jay Rust (ABSENTEE)</i>	<i>Jay Rust (ABSENTEE HC)</i>	<i>Jay Rust (AFFIDAVIT)</i>	<i>Jay Rust</i>	<i>WRITE IN (MACHINE)</i>	<i>WRITE IN (ABSENTEE)</i>	<i>WRITE IN (ABSENTEE HC)</i>	<i>WRITE IN (AFFIDAVIT)</i>	<i>WRITE IN</i>	<i>UNDER / OVER VOTES</i>	<i>TOTAL VOTES</i>
REP	REP	REP	REP								
10	0	0	100	0	0	0	0	0	0	22	100
10	0	0	100	0	0	0	0	0	0	22	100

**ST. LAWRENCE COUNTY
GENERAL ELECTION
November 6, 2018**

<i>DISTRICT</i>	<i>MACHINE TURNOUT</i>	<i>ABSENTEE TURNOUT</i>	<i>AFFIDAVIT</i>	<i>TOTAL TURNOUT</i>	<i>VOTER REGISTRATION</i>	<i>% TURNOUT</i>	<i>Rusty Tuttle (MAYOR)</i>
							REP
Pitcairn 1	253	8	1	262	503	52%	193
TOTAL	253	8	1	262	503	52%	193

<i>Rusty Tuttle (MACHINE)</i>	<i>Rusty Tuttle (ABSENTEE)</i>	<i>Rusty Tuttle (ABSENTEE HC)</i>	<i>Rusty Tuttle (AFFIDAVIT)</i>	<i>Rusty Tuttle</i>	<i>WRITE IN (MACHINE)</i>	<i>WRITE IN (ABSENTEE)</i>	<i>WRITE IN (ABSENTEE HC)</i>	<i>WRITE IN (AFFIDAVIT)</i>	<i>WRITE IN</i>	<i>UNDER / OVER VOTES</i>	<i>TOTAL VOTES</i>
REP	REP	REP	REP								
4	0	1	198	1	1	0	0	2	62	200	
4	0	1	198	1	1	0	0	2	62	200	




**ST. LAWRENCE COUNTY
GENERAL ELECTION
November 6, 2018**

<i>DISTRICT</i>	<i>MACHINE TURNOUT</i>	<i>ABSENTEE TURNOUT</i>	<i>AFFIDAVIT</i>	<i>TOTAL TURNOUT</i>	<i>VOTER REGISTRATION</i>	<i>% TURNOUT</i>	<i>Ann Carvill (MAYOR)</i>
							DEM
Potsdam 1	536	37	4	577	892	65%	356
Potsdam 2	429	34	2	465	770	60%	252
Potsdam 3	369	24	1	394	668	59%	201
Potsdam 4	492	41	7	540	940	57%	347
Potsdam 5	462	43	14	519	816	64%	356
Potsdam 6	408	33	5	446	920	48%	327
Potsdam 7	403	40	6	449	713	63%	324
Potsdam 8	556	39	2	597	957	62%	379
TOTAL	3,655	291	41	3,987	6,676	60%	2,542

Potsdam Town Supervisor
1 Year Unexpired Term

<i>(MACHINE)</i>	<i>Ann Carvill (ABSENTEE)</i>	<i>Ann Carvill (ABSENTEE HC)</i>	<i>Ann Carvill (AFFIDAVIT)</i>	<i>Ann Carvill</i>	<i>WRITE IN (MACHINE)</i>	<i>WRITE IN (ABSENTEE)</i>	<i>WRITE IN (ABSENTEE HC)</i>	<i>WRITE IN (AFFIDAVIT)</i>	<i>WRITE IN</i>	<i>UNDER / OVER VOTES</i>	<i>TOTAL VOTES</i>
DEM	DEM	DEM	DEM								
28	0	4	388	1	0	0	0	1	188	389	
10	1	0	263	2	0	0	0	2	200	265	
12	1	1	215	0	0	0	0	0	179	215	
22	0	2	371	4	0	0	0	4	165	375	
28	0	12	396	0	0	0	0	0	123	396	
26	0	5	358	0	0	0	0	0	88	358	
29	0	5	358	2	0	0	0	2	89	360	
30	0	2	411	1	0	0	0	1	185	412	
185	2	31	2,760	10	0	0	0	10	1,217	2,770	

or



577
465
394
540
519
446
449
597
3,987

**ST. LAWRENCE COUNTY
GENERAL ELECTION
November 6, 2018**

<i>DISTRICT</i>	<i>MACHINE TURNOUT</i>	<i>ABSENTEE TURNOUT</i>	<i>AFFIDAVIT</i>	<i>TOTAL TURNOUT</i>	<i>VOTER REGISTRATION</i>	<i>% TURNOUT</i>	<i>Sam Charleson (MACHINE)</i>
							DEM
Potsdam 1	536	37	4	577	892	65%	296
Potsdam 2	429	34	2	465	770	60%	216
Potsdam 3	369	24	1	394	668	59%	135
Potsdam 4	492	41	7	540	940	57%	300
Potsdam 5	462	43	14	519	816	64%	312
Potsdam 6	408	33	5	446	920	48%	311
Potsdam 7	403	40	6	449	713	63%	305
Potsdam 8	556	39	2	597	957	62%	240
TOTAL	3,655	291	41	3,987	6,676	60%	2,115

<i>Sam Charleson (ABSENTEE)</i>	<i>Sam Charleson (ABSENTEE HC)</i>	<i>Sam Charleson (AFFIDAVIT)</i>	<i>Sam Charleson</i>	<i>Kenneth Juddy Plumb (MACHINE)</i>	<i>Kenneth Juddy Plumb (ABSENTEE)</i>	<i>Kenneth Juddy Plumb (ABSENTEE HC)</i>	<i>Kenneth Juddy Plumb (AFFIDAVIT)</i>	<i>Kenneth Juddy Plumb</i>
DEM	DEM	DEM	DEM	REP	REP	REP	REP	REP
23	0	2	321	207	9	0	1	217
7	1	1	225	191	17	2	0	210
8	1	1	145	226	9	2	0	237
20	0	2	322	161	13	0	4	178
24	0	12	348	129	11	0	1	141
24	0	4	339	78	3	0	1	82
24	0	4	333	81	7	0	2	90
15	0	1	256	306	20	1	1	328
145	2	27	2,289	1,379	89	5	10	1,483

<i>Sam Charleson (MACHINE)</i>	<i>Sam Charleson (ABSENTEE)</i>	<i>Sam Charleson (ABSENTEE HC)</i>	<i>Sam Charleson (AFFIDAVIT)</i>	<i>Sam Charleson</i>	<i>Sam Charleson TOTAL</i>	<i>WRITE IN (MACHINE)</i>	<i>WRITE IN (ABSENTEE)</i>	<i>WRITE IN (ABSENTEE HC)</i>	<i>WRITE IN (AFFIDAVIT)</i>	<i>WRITE IN</i>
BLK	BLK	BLK	BLK	BLK						
4	2	0	1	7	328	0	0	0	0	0
3	0	0	1	4	229	0	0	0	0	0
2	0	0	0	2	147	0	0	0	0	0
8	1	0	0	9	331	0	0	0	0	0
6	0	0	0	6	354	0	0	0	0	0
4	1	0	0	5	344	0	0	0	0	0
2	0	0	0	2	335	0	0	0	0	0
1	0	0	0	1	257	0	0	0	0	0
30	4	0	2	36	2,325	0	0	0	0	0

m Town Justice

<i>UNDER / OVER VOTES</i>	<i>TOTAL VOTES CAST</i>	<i>Whole number</i>
32	545	577
26	439	465
10	384	394
31	509	540
24	495	519
20	426	446
24	425	449
12	585	597
179	3,808	3,987

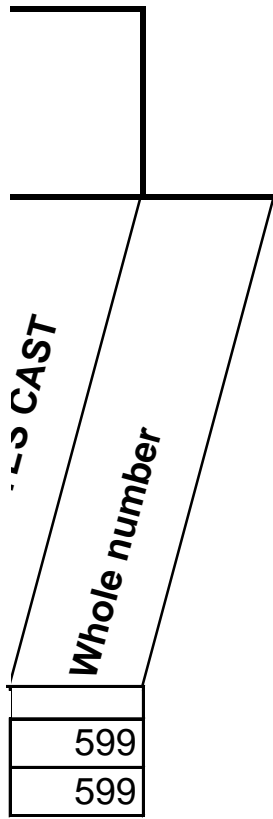
**ST. LAWRENCE COUNTY
GENERAL ELECTION
November 6, 2018**

<i>DISTRICT</i>	<i>MACHINE TURNOUT</i>	<i>ABSENTEE TURNOUT</i>	<i>AFFIDAVIT</i>	<i>TOTAL TURNOUT</i>	<i>VOTER REGISTRATION</i>	<i>% TURNOUT</i>	<i>Toni Kennedy</i>
							DEM
Potsdam 1	536	37	4	577	892	65%	279
Potsdam 2	429	34	2	465	770	60%	178
Potsdam 3	369	24	1	394	668	59%	134
Potsdam 4	492	41	7	540	940	57%	246
Potsdam 5	462	43	14	519	816	64%	301
Potsdam 6	408	33	5	446	920	48%	284
Potsdam 7	403	40	6	449	713	63%	298
Potsdam 8	556	39	2	597	957	62%	237
TOTAL	3,655	291	41	3,987	6,676	60%	1,957

<i>Toni Kennedy (MACHINE)</i>	<i>Toni Kennedy (ABSENTEE)</i>	<i>Toni Kennedy (ABSENTEE HC)</i>	<i>Toni Kennedy (AFFIDAVIT)</i>	<i>Toni Kennedy</i>	<i>Larry J. Colbert (MACHINE)</i>	<i>Larry J. Colbert (ABSENTEE)</i>	<i>Larry J. Colbert (ABSENTEE HC)</i>	<i>Larry J. Colbert (AFFIDAVIT)</i>	<i>Larry J. Colbert</i>	<i>WRITE IN</i>
DEM	DEM	DEM	DEM	REP	REP	REP	REP	REP		
25	0	2	306	219	8	0	2	229	1	
10	1	0	189	210	15	2	0	227	4	
6	1	1	142	200	10	2	0	212	12	
20	0	1	267	198	12	0	5	215	8	
23	0	12	336	131	10	0	1	142	1	
24	0	5	313	98	3	0	0	101	4	
23	0	5	326	86	8	0	1	95	0	
16	1	2	256	270	19	1	0	290	20	
147	3	28	2,135	1,412	85	5	9	1,511	50	

Potsdam Councilman
1 Year Unexpired Term

WRITE IN (MACHINE)	WRITE IN (ABSENTEE)	WRITE IN (ABSENTEE HC)	WRITE IN (AFFIDAVIT)	WRITE IN	UNDER / OVER VOTES	TOTAL VOTES CAST	Whole number
0	0	0	1	41	536	577	
0	0	0	4	45	420	465	
0	0	0	12	28	366	394	
0	0	0	8	50	490	540	
0	0	0	1	40	479	519	
0	0	0	4	28	418	446	
0	0	0	0	28	421	449	
0	0	0	20	31	566	597	
0	0	0	50	291	3,696	3,987	



**ST. LAWRENCE COUNTY
GENERAL ELECTION
November 6, 2018**

<i>DISTRICT</i>	<i>MACHINE TURNOUT</i>	<i>ABSENTEE TURNOUT</i>	<i>AFFIDAVIT</i>	<i>TOTAL TURNOUT</i>	<i>VOTER REGISTRATION</i>	<i>% TURNOUT</i>	<i>Shannon M. Robinson (MACHINE)</i>
							DEM
Waddington 1	394	51	2	447	684	65%	255
Waddington 2	497	29	4	530	893	59%	289
TOTAL	891	80	6	977	1,577	62%	544

Shannon M. Robinson (ABSENTEE)	Shannon M. Robinson (ABSENTEE)	Shannon M. Robinson (ABSENTEE HC)	Shannon M. Robinson (AFFIDAVIT)	Shannon M. Robinson	WRITE IN (MACHINE)	WRITE IN (ABSENTEE)	WRITE IN (ABSENTEE HC)	WRITE IN (AFFIDAVIT)	WRITE IN	UNDER / OVER VOTES	TOTAL VOTES
DEM	DEM	DEM	DEM								
37	0	0	292	0	1	0	0	1	154	293	
21	0	3	313	0	0	0	0	0	217	313	
58	0	3	605	0	1	0	0	1	371	606	

ustice

LES CAST
Whole number

447
530
977

**ST. LAWRENCE COUNTY
GENERAL ELECTION
November 6, 2018**

<i>DISTRICT</i>	<i>MACHINE TURNOUT</i>	<i>ABSENTEE TURNOUT</i>	<i>AFFIDAVIT</i>	<i>TOTAL TURNOUT</i>	<i>VOTER REGISTRATION</i>	<i>% TURNOUT</i>	<i>Marcia L. LeMay (MACHINE)</i>
							DEM
Ogdensburg 1	379	30	3	412	809	51%	148
Ogdensburg 2	395	15	3	413	934	44%	180
Ogdensburg 3	545	44	7	596	1038	57%	245
Ogdensburg 4	481	19	3	503	921	55%	210
Ogdensburg 5	398	23	6	427	878	49%	170
Ogdensburg 6	449	70	3	522	898	58%	213
TOTAL	2,647	201	25	2,873	5,478	52%	1,166

<i>MACHINE)</i>	<i>Marcia L. LeMay (ABSENTEE)</i>	<i>Marcia L. LeMay (ABSENTEE HC)</i>	<i>Marcia L. LeMay (AFFIDAVIT)</i>	<i>Marcia L. LeMay</i>	<i>Gary L. Alford (MACHINE)</i>	<i>Gary L. Alford (ABSENTEE)</i>	<i>Gary L. Alford (ABSENTEE HC)</i>	<i>Gary L. Alford (AFFIDAVIT)</i>	<i>Gary L. Alford</i>
DEM	DEM	DEM	DEM	REP	REP	REP	REP	REP	
8	2	0	158	179	7	0	3	189	
5	0	0	185	164	6	0	3	173	
6	1	2	254	224	14	2	5	245	
5	0	2	217	207	11	0	1	219	
10	0	4	184	181	6	0	2	189	
25	0	2	240	184	20	1	0	205	
59	3	10	1,238	1,139	64	3	14	1,220	

	Gary L. Alford (MACHINE)	Gary L. Alford (ABSENTEE)	Gary L. Alford (ABSENTEE HC)	Gary L. Alford (AFFIDAVIT)	Gary L. Alford	Marcia L. LeMay (MACHINE)	Marcia L. LeMay (ABSENTEE)	Marcia L. LeMay (ABSENTEE HC)	Marcia L. LeMay (AFFIDAVIT)
	CON	CON	CON	CON	CON	WOR	WOR	WOR	WOR
	17	1	2	0	20	17	0	0	0
	16	1	0	0	17	20	0	0	0
	29	3	1	0	33	18	0	0	0
	24	1	0	0	25	25	0	0	0
	21	0	0	0	21	7	2	0	0
	17	3	0	0	20	20	1	0	0
	124	9	3	0	136	107	3	0	0

<i>AFFIDAVIT)</i>	<i>Marcia L. LeMay</i>	<i>Gary L. Alford (MACHINE)</i>	<i>Gary L. Alford (ABSENTEE)</i>	<i>Gary L. Alford (ABSENTEE HC)</i>	<i>Gary L. Alford (AFFIDAVIT)</i>	<i>Gary L. Alford</i>	<i>Marcia L. LeMay (MACHINE)</i>	<i>Marcia L. LeMay (ABSENTEE)</i>	<i>Marcia L. LeMay (ABSENTEE)</i>
WOR	IND	IND	IND	IND	IND	IND	WEP	WEP	WEP
17	9	2	0	0	11	3	0	0	
20	8	1	0	0	9	3	0	0	
18	16	2	0	0	18	4	1	0	
25	7	1	0	0	8	4	0	0	
9	8	1	0	0	9	5	0	0	
21	5	4	0	0	9	5	1	0	
110	53	11	0	0	64	24	2	0	

Ogdensburg City Judge

ABSENTEE HC)	Marcia L. LeMay (AFFIDAVIT)	Marcia L. LeMay	Marcia L. LeMay TOTAL	Gary L. Alford TOTAL	WRITE IN (MACHINE)	WRITE IN (ABSENTEE)	WRITE IN (ABSENTEE HC)	WRITE IN (AFFIDAVIT)	WRITE IN	UNDER / OVER VOTES	TOTAL VOTES
WEP	WEP										
0	3	178	220	0	0	0	0	0	0	14	398
0	3	208	199	0	0	0	0	0	0	6	407
0	5	277	296	0	0	1	0	1	1	22	574
0	4	246	252	0	0	0	0	0	0	5	498
0	5	198	219	0	0	0	0	0	0	10	417
0	6	267	234	0	0	0	0	0	0	21	501
0	26	1,374	1,420	0	0	1	0	1	1	78	2,795

CAST
Whole number

412
413
596
503
427
522
2,873

<i>DISTRICT</i>	<i>MACHINE TURNOUT</i>	<i>ABSENTEE TURNOUT</i>	<i>AFFIDAVIT</i>	<i>TOTAL TURNOUT</i>	<i>VOTER REGISTRATION</i>	<i>% TURNOUT</i>	<i>Klaus Proem...</i>
							DEM
Canton 1	545	71	5	621	898	69%	418
Canton 3	415	58	5	478	695	69%	299
Canton 6	458	29	9	496	808	61%	311
TOTAL	1,418	158	19	1,595	2,401	66%	1,028

<i>Klaus Proemm (MACHINE)</i>	<i>Klaus Proemm (ABSENTEE)</i>	<i>Klaus Proemm (ABSENTEE HC)</i>	<i>Klaus Proemm (AFFIDAVIT)</i>	<i>Klaus Proemm</i>	<i>Beth Larrabee (MACHINE)</i>	<i>Beth Larrabee (ABSENTEE)</i>	<i>Beth Larrabee (ABSENTEE HC)</i>	<i>Beth Larrabee (AFFIDAVIT)</i>	<i>Beth Larrabee</i>
DEM	DEM	DEM	DEM	DEM	DEM	DEM	DEM	DEM	DEM
42	3	5	468	440	46	3	3	492	
34	0	3	336	319	34	0	4	357	
18	1	6	336	324	16	1	6	347	
94	4	14	1,140	1,083	96	4	13	1,196	

	WRITE IN (MACHINE)	WRITE IN (ABSENTEE)	WRITE IN (ABSENTEE HC)	WRITE IN (AFFIDAVIT)	WRITE IN
	3	0	0	0	3
	2	0	2	0	4
	2	0	0	0	2
	7	0	2	0	9

<i>DISTRICT</i>	<i>MACHINE TURNOUT</i>	<i>ABSENTEE TURNOUT</i>	<i>AFFIDAVIT</i>	<i>TOTAL TURNOUT</i>	<i>VOTER REGISTRATION</i>	<i>% TURNOUT</i>	<i>Charles W. Newvine (MACHINE)</i>	<i>Charles W. Newvine (ABSENTEE)</i>	<i>Charles W. Newvine (ABSENTEE HC)</i>	<i>Charles W. Newvine (AFFIDAVIT)</i>
							DEM	DEM	DEM	DEM
Gouverneur 1	435	45	3	483	864	56%	162	13	4	1
Gouverneur 2	371	36	1	408	913	45%	158	11	0	0
TOTAL	806	81	4	891	1,777	50%	320	24	4	1

Charles W. Newvine (AFFIDAVIT)	Charles W. Newvine	Donna M. Lawrence (MACHINE)	Donna M. Lawrence (ABSENTEE)	Donna M. Lawrence (ABSENTEE HC)	Donna M. Lawrence (AFFIDAVIT)	Donna M. Lawrence	Charles W. Newvine (MACHINE)	Charles W. Newvine (ABSENTEE)	Charles W. Newvine (ABSENTEE HC)	Charles W. Newvine (AFFIDAVIT)	Charles W. Newvine	Troy Besaw (M...)
DEM	DEM	DEM	DEM	DEM	DEM	REP	REP	REP	REP	REP	REP	REP
180	173	19	4	1	197	197	16	0	2	215	249	
169	147	13	0	0	160	156	14	0	1	171	200	
349	320	32	4	1	357	353	30	0	3	386	449	

<i>(MACHINE)</i>	<i>Troy Besaw (ABSENTEE)</i>	<i>Troy Besaw (ABSENTEE HC)</i>	<i>Troy Besaw (AFFIDAVIT)</i>	<i>Troy Besaw</i>	<i>Troy Besaw (MACHINE)</i>	<i>Troy Besaw (ABSENTEE)</i>	<i>Troy Besaw (ABSENTEE HC)</i>	<i>Troy Besaw (AFFIDAVIT)</i>	<i>Troy Besaw</i>	<i>Donna M. Lawrence (MACHINE)</i>	<i>Donna M. Lawrence (ABSENTEE)</i>	<i>Donna M. Lawrence (ABSENTEE)</i>
REP	REP	REP	REP	BLK	BLK	BLK	BLK	BLK	BLK	BLK	BLK	BLK
16	0	2	267	8	0	0	0	0	8	2	0	0
19	0	1	220	4	0	0	0	0	4	5	0	0
35	0	3	487	12	0	0	0	0	12	7	0	0

BLK	BLK									
0	2	395	199	275	1	0	0	0	0	1
0	5	340	165	224	0	0	0	0	0	0
0	7	735	364	499	1	0	0	0	0	1
ABSENTEE HC)	Donna M. Lawrence (AFFIDAVIT)	Donna M. Lawrence	Charles W. Newvine TOTAL	Donna M. Lawrence TOTAL	Troy Besaw TOTAL	WRITE IN (MACHINE)	WRITE IN (ABSENTEE)	WRITE IN (ABSENTEE HC)	WRITE IN (AFFIDAVIT)	WRITE IN

DISTRICT	MACHINE TURNOUT	ABSENTEE TURNOUT	AFFIDAVIT	TOTAL TURNOUT	VOTER REGISTRATION	% TURNOUT	Carol Basford
							REP
Oswegatchie 3	258	26	3	287	445	64%	207
TOTAL	258	26	3	287	445	64%	207

Carol Basford (MACHINE)	Carol Basford (ABSENTEE)	Carol Basford (ABSENTEE HC)	Carol Basford (AFFIDAVIT)	Carol Basford	Erie Jack Wood (MACHINE)	Erie Jack Wood (ABSENTEE)	Erie Jack Wood (ABSENTEE HC)	Erie Jack Wood (AFFIDAVIT)
REP	REP	REP	REP	REP	REP	REP	REP	REP
17	0	1	225	194	18	0	3	3
17	0	1	225	194	18	0	3	3

	<i>Erie Jack Wood</i>					
	<i>WRITE IN (MACHINE)</i>					
	<i>WRITE IN (ABSENTEE)</i>					
	<i>WRITE IN (ABSENTEE HC)</i>					
	<i>WRITE IN (AFFIDAVIT)</i>					
	<i>WRITE IN</i>					
REP						
215	0	0	0	0	0	0
215	0	0	0	0	0	0

**ST. LAWRENCE COUNTY
GENERAL ELECTION
November 6, 2018**

<i>DISTRICT</i>	<i>MACHINE TURNOUT</i>	<i>ABSENTEE TURNOUT</i>	<i>AFFIDAVIT</i>	<i>TOTAL TURNOUT</i>	<i>VOTER REGISTRATION</i>	<i>% TURNOUT</i>	<i>Tim Currier (M.A.S.)</i>
							DEM
Louisville 4	197	23	2	222	330	67%	154
Massena 1	655	67	2	724	1124	64%	537
Massena 2	498	36	12	546	996	55%	383
Massena 3	419	36	8	463	910	51%	309
Massena 4	214	11	7	232	474	49%	162
Massena 5	431	35	6	472	957	49%	335
Massena 6	426	32	6	464	885	52%	344
TOTAL	2,840	240	43	3,123	5,676	55%	2,224

Massena Village

<i>(MACHINE)</i>	<i>Tim Currier (ABSENTEE)</i>	<i>Tim Currier (ABSENTEE HC)</i>	<i>Tim Currier (AFFIDAVIT)</i>	<i>Tim Currier</i>	<i>WRITE IN (MACHINE)</i>	<i>WRITE IN (ABSENTEE)</i>	<i>WRITE IN (ABSENTEE HC)</i>	<i>WRITE IN (AFFIDAVIT)</i>	<i>WRITE IN</i>	<i>UNDER / OVER VOTE</i>
DEM	DEM	DEM	DEM							
18	0	1	173	1	0	0	0	1	270	
50	1	2	590	3	0	1	0	4	854	
26	0	9	418	2	0	0	0	2	672	
20	1	5	335	3	0	0	0	3	588	
9	0	6	177	3	0	0	0	3	284	
22	0	6	363	2	0	0	0	2	579	
20	1	5	370	1	0	0	0	1	557	
165	3	34	2,426	15	0	1	0	16	3,804	

Mayor

VOTES

TOTAL VOTES CAST

Whole number

174	444
594	1,448
420	1,092
338	926
180	464
365	944
371	928
2,442	6,246

**ST. LAWRENCE COUNTY
GENERAL ELECTION
November 6, 2018**

<i>DISTRICT</i>	<i>MACHINE TURNOUT</i>	<i>ABSENTEE TURNOUT</i>	<i>AFFIDAVIT</i>	<i>TOTAL TURNOUT</i>	<i>VOTER REGISTRATION</i>	<i>% TURNOUT</i>	<i>Pat Serguson / DEM</i>
							DEM
Louisville 4	197	23	2	222	330	67%	151
Massena 1	655	67	2	724	1124	64%	532
Massena 2	498	36	12	546	996	55%	385
Massena 3	419	36	8	463	910	51%	305
Massena 4	214	11	7	232	474	49%	166
Massena 5	431	35	6	472	957	49%	334
Massena 6	426	32	6	464	885	52%	342
TOTAL	2,840	240	43	3,123	5,676	55%	2,215

<i>(MACHINE)</i>	<i>Pat Serguson (ABSENTEE)</i>	<i>Pat Serguson (ABSENTEE HC)</i>	<i>Pat Serguson (AFFIDAVIT)</i>	<i>Pat Serguson</i>	<i>WRITE IN (MACHINE)</i>	<i>WRITE IN (ABSENTEE)</i>	<i>WRITE IN (ABSENTEE HC)</i>	<i>WRITE IN (AFFIDAVIT)</i>	<i>WRITE IN</i>	<i>UNDER / OVER VOTE</i>
DEM	DEM	DEM	DEM							
18	0	1	170	0	0	0	0	0	0	274
50	2	2	586	2	0	0	0	0	2	860
25	0	8	418	1	0	0	0	0	1	673
19	1	5	330	2	0	0	0	0	2	594
8	0	6	180	1	0	0	0	0	1	283
22	0	6	362	0	0	0	0	0	0	582
21	1	5	369	0	0	0	0	0	0	559
163	4	33	2,415	6	0	0	0	0	6	3,825

Justice

<i>TOTAL VOTES CAST</i>	<i>Whole number</i>
170	444
588	1,448
419	1,092
332	926
181	464
362	944
369	928
2,421	6,246

—

<i>DISTRICT</i>	<i>MACHINE TURNOUT</i>	<i>ABSENTEE TURNOUT</i>	<i>AFFIDAVIT</i>	<i>TOTAL TURNOUT</i>	<i>VOTER REGISTRATION</i>	<i>% TURNOUT</i>	<i>Matt LeBire (M...)</i>
							DEM
Louisville 4	197	23	2	222	330	67%	141
Massena 1	655	67	2	724	1124	64%	480
Massena 2	498	36	12	546	996	55%	351
Massena 3	419	36	8	463	910	51%	284
Massena 4	214	11	7	232	474	49%	147
Massena 5	431	35	6	472	957	49%	311
Massena 6	426	32	6	464	885	52%	315
TOTAL	2,840	240	43	3,123	5,676	55%	2,029

<i>(MACHINE)</i>	<i>Matt LeBire (ABSENTEE)</i>	<i>Matt LeBire (ABSENTEE HC)</i>	<i>Matt LeBire (AFFIDAVIT)</i>	<i>Matt LeBire</i>	<i>Christine M. Winston (MACHINE)</i>	<i>Christine M. Winston (ABSENTEE)</i>	<i>Christine M. Winston (ABSENTEE HC)</i>	<i>Christine M. Winston (AFFIDAVIT)</i>	<i>Christine M. Winston</i>	<i>WRITE IN</i>
DEM	DEM	DEM	DEM	DEM	DEM	DEM	DEM	DEM	DEM	
17	0	1	159	138	17	0	1	156	2	
46	2	2	530	478	47	2	2	529	2	
23	0	8	382	345	22	0	7	374	0	
18	1	4	307	274	17	1	4	296	3	
8	0	4	159	140	8	0	4	152	3	
20	0	5	336	290	22	0	5	317	1	
20	1	5	341	306	20	1	5	332	3	
152	4	29	2,214	1,971	153	4	28	2,156	14	

	WRITE IN (MACHINE)	WRITE IN (ABSENTEE)	WRITE IN (ABSENTEE HC)	WRITE IN (AFFIDAVIT)	WRITE IN
	0	0	0		2
	1	0	0		3
	0	0	0		0
	1	0	0		4
	0	0	0		3
	0	0	0		1
	0	0	0		3
	2	0	0		16

**ST. LAWRENCE COUNTY
GENERAL ELECTION
November 6, 2018**

<i>DISTRICT</i>	<i>MACHINE TURNOUT</i>	<i>ABSENTEE TURNOUT</i>	<i>AFFIDAVIT</i>	<i>TOTAL TURNOUT</i>	<i>VOTER REGISTRATION</i>	<i>% TURNOUT</i>	<i>Cindy Goliber</i>
							DEM/BLK
Potsdam 5	462	43	14	519	816	64%	332
Potsdam 6	408	33	5	446	920	48%	298
Potsdam 7	403	40	6	449	713	63%	297
TOTAL	1,273	116	25	1,414	2,449	58%	927

<i>Cindy Goliber (MACHINE)</i>	<i>Cindy Goliber (ABSENTEE)</i>	<i>Cindy Goliber (ABSENTEE HC)</i>	<i>Cindy Goliber (AFFIDAVIT)</i>	<i>Cindy Goliber</i>	<i>Cindy Goliber (MACHINE)</i>	<i>Cindy Goliber (ABSENTEE)</i>	<i>Cindy Goliber (ABSENTEE HC)</i>	<i>Cindy Goliber (AFFIDAVIT)</i>	<i>Cindy Goliber</i>
DEM/BLK	DEM/BLK	DEM/BLK	DEM/BLK	REP	REP	REP	REP	REP	REP
26	0	11	369	107	6	0	2	115	
25	0	3	326	81	3	0	1	85	
24	0	5	326	75	5	0	1	81	
75	0	19	1,021	263	14	0	4	281	

**Potsdam Village Trustee
1 Year Unexpired Term**

<i>Cindy Goliber TOTAL</i>	<i>WRITE IN (MACHINE)</i>	<i>WRITE IN (ABSENTEE)</i>	<i>WRITE IN (ABSENTEE HC)</i>	<i>WRITE IN (AFFIDAVIT)</i>	<i>WRITE IN</i>	<i>UNDER / OVER VOTES</i>	<i>TOTAL VOTES CAST</i>	<i>Whole number</i>
484	0	0	0	0	0	554	484	1,038
411	1	0	0	0	1	480	412	892
407	1	0	0	0	1	490	408	898
1,302	2	0	0	0	2	1,524	1,304	2,828

<i>DISTRICT</i>	<i>MACHINE TURNOUT</i>	<i>ABSENTEE TURNOUT</i>	<i>AFFIDAVIT</i>	<i>TOTAL TURNOUT</i>	<i>VOTER REGISTRATION</i>	<i>% TURNOUT</i>	<i>Connie McAllister (MACL...)</i>
							DEM
Canton 4	109	3	0	112	180	62%	89
TOTAL	109	3	0	112	180	62%	89

MACHINE)	Connie McAllister (ABSENTEE)	Connie McAllister(ABSENTEE HC)	Connie McAllister (AFFIDAVIT)	Connie McAllister	Charles Fifield (MACHINE)	Charles Fifield (ABSENTEE)	Charles Fifield (ABSENTEE HC)	Charles Fifield (AFFIDAVIT)
DEM	DEM	DEM	DEM	DEM	DEM	DEM	DEM	DEM
2	0	0	91	78	2	0	0	0
2	0	0	91	78	2	0	0	0

vii)

DEM	Charles Fifield	WRITE IN (MACHINE)	WRITE IN (ABSENTEE)	WRITE IN (ABSENTEE HC)	WRITE IN (AFFIDAVIT)	WRITE IN
80	3	0	0	0	3	3
80	3	0	0	0	3	3

<i>DISTRICT</i>	<i>MACHINE TURNOUT</i>	<i>ABSENTEE TURNOUT</i>	<i>AFFIDAVIT</i>	<i>TOTAL TURNOUT</i>	<i>VOTER REGISTRATION</i>	<i>% TURNOUT</i>	<i>James S. Th...</i>
							REP
Waddington 1	394	51	2	447	684	65%	297
TOTAL	394	51	2	447	684	65%	297

James S. Thew (ABSENTEE)	James S. Thew (ABSENTEE HC)	James S. Thew (AFFIDAVIT)	James S. Thew	WRITE IN (MACHINE)	WRITE IN (ABSENTEE)	WRITE IN (ABSENTEE HC)	WRITE IN (AFFIDAVIT)	WRITE IN
REP	REP	REP	REP					
36	0	1	334	2	0	0	0	2
36	0	1	334	2	0	0	0	2

**ST. LAWRENCE COUNTY
GENERAL ELECTION
November 6, 2018**

<i>DISTRICT</i>	<i>MACHINE TURNOUT</i>	<i>ABSENTEE TURNOUT</i>	<i>AFFIDAVIT</i>	<i>TOTAL TURNOUT</i>	<i>VOTER REGISTRATION</i>	<i>% TURNOUT</i>	<i>YES (MACHINE)</i>
Colton 1	692	58	3	753	1121	67%	290
TOTAL	692	58	3	753	1,121	67%	290

Colton Proposal

	YES (ABSENTEE)	YES (ABSENTEE HC)	YES (AFFIDAVIT)	YES	NO (MACHINE)	NO (ABSENTEE)	NO (ABSENTEE HC)	NO (AFFIDAVIT)
26	0	0	316	183	17	0	0	
26	0	0	316	183	17	0	0	

	NO	UNDER / OVER VOTES	TOTAL VOTES CAST	Whole number
200	237	516	753	
200	237	516	753	

**ST. LAWRENCE COUNTY
GENERAL ELECTION
November 6, 2018**

<i>DISTRICT</i>	<i>MACHINE TURNOUT</i>	<i>ABSENTEE TURNOUT</i>	<i>AFFIDAVIT</i>	<i>TOTAL TURNOUT</i>	<i>VOTER REGISTRATION</i>	<i>% TURNOUT</i>	<i>YES (MACHINE)</i>
DeKalb 1	362	24	4	390	667	58%	175
DeKalb 2	291	11	2	304	505	60%	106
TOTAL	653	35	6	694	1,172	59%	281

DeKalb Proposal 1

	YES (ABSENTEE)	YES (ABSENTEE HC)	YES (AFFIDAVIT)	YES	NO (MACHINE)	NO (ABSENTEE)	NO (ABSENTEE HC)	NO (AFFIDAVIT)
4	0	1	180	166	16	1	3	
4	0	0	110	115	7	0	2	
8	0	1	290	281	23	1	5	

	NO	UNDER / OVER VOTES	TOTAL VOTES CAST	Whole number
186	24	366	390	
124	70	234	304	
310	94	600	694	

**ST. LAWRENCE COUNTY
GENERAL ELECTION
November 6, 2018**

<i>DISTRICT</i>	<i>MACHINE TURNOUT</i>	<i>ABSENTEE TURNOUT</i>	<i>AFFIDAVIT</i>	<i>TOTAL TURNOUT</i>	<i>VOTER REGISTRATION</i>	<i>% TURNOUT</i>	<i>YES (MACHINE)</i>
DeKalb 1	362	24	4	390	667	58%	93
DeKalb 2	291	11	2	304	505	60%	58
TOTAL	653	35	6	694	1,172	59%	151

DeKalb Proposal 2

	YES (ABSENTEE)	YES (ABSENTEE HC)	YES (AFFIDAVIT)	YES	NO (MACHINE)	NO (ABSENTEE)	NO (ABSENTEE HC)	NO (AFFIDAVIT)
1	0	2	96	246	19	2	2	
1	0	2	61	163	10	0	2	
2	0	4	157	409	29	2	4	

NO	UNDER / OVER VOTES	TOTAL VOTES CAST	Whole number
269	25	365	390
175	68	236	304
444	93	601	694

**ST. LAWRENCE COUNTY
GENERAL ELECTION
November 6, 2018**

<i>DISTRICT</i>	<i>MACHINE TURNOUT</i>	<i>ABSENTEE TURNOUT</i>	<i>AFFIDAVIT</i>	<i>TOTAL TURNOUT</i>	<i>VOTER REGISTRATION</i>	<i>% TURNOUT</i>	<i>YES (MACHINE)</i>
Lisbon 1	477	29	12	518	865	60%	202
Lisbon 2	381	21	2	404	721	56%	164
Lisbon 3	449	27	2	478	824	58%	205
TOTAL	477	29	12	518	2,410	21%	571

Lisbon Proposal 1

	YES (ABSENTEE)	YES (ABSENTEE HC)	YES (AFFIDAVIT)	YES	NO (MACHINE)	NO (ABSENTEE)	NO (ABSENTEE HC)	NO (AFFIDAVIT)
	16	0	5	223	205	9	0	7
	12	0	1	177	158	7	0	1
	10	0	1	216	190	12	0	1
	38	0	7	616	553	28	0	9

NO	UNDER / OVER VOTES	TOTAL VOTES CAST	Whole number
221	74	444	518
166	61	343	404
203	59	419	478
590	194	1,206	1,400

**ST. LAWRENCE COUNTY
GENERAL ELECTION
November 6, 2018**

<i>DISTRICT</i>	<i>MACHINE TURNOUT</i>	<i>ABSENTEE TURNOUT</i>	<i>AFFIDAVIT</i>	<i>TOTAL TURNOUT</i>	<i>VOTER REGISTRATION</i>	<i>% TURNOUT</i>	<i>YES (MACHINE)</i>
Lisbon 1	477	29	12	518	865	60%	223
Lisbon 2	381	21	2	404	721	56%	176
Lisbon 3	449	27	2	478	824	58%	203
TOTAL	477	29	12	518	2,410	21%	602

Lisbon Proposal 2

	YES (ABSENTEE)	YES (ABSENTEE HC)	YES (AFFIDAVIT)	YES	NO (MACHINE)	NO (ABSENTEE)	NO (ABSENTEE HC)	NO (AFFIDAVIT)
	16	0	4	243	182	9	0	8
	11	0	1	188	145	8	0	1
	11	0	1	215	189	11	0	1
	38	0	6	646	516	28	0	10

NO	UNDER / OVER VOTES	TOTAL VOTES CAST	Whole number
199	76	442	518
154	62	342	404
201	62	416	478
554	200	1,200	1,400

**ST. LAWRENCE COUNTY
GENERAL ELECTION
November 6, 2018**

<i>DISTRICT</i>	<i>MACHINE TURNOUT</i>	<i>ABSENTEE TURNOUT</i>	<i>AFFIDAVIT</i>	<i>TOTAL TURNOUT</i>	<i>VOTER REGISTRATION</i>	<i>% TURNOUT</i>	<i>YES (MACHINE)</i>
Lisbon 1	477	29	12	518	865	60%	215
Lisbon 2	381	21	2	404	721	56%	183
Lisbon 3	449	27	2	478	824	58%	239
TOTAL	477	29	12	518	2,410	21%	637

Lisbon Proposal 3

	YES (ABSENTEE)	YES (ABSENTEE HC)	YES (AFFIDAVIT)	YES	NO (MACHINE)	NO (ABSENTEE)	NO (ABSENTEE HC)	NO (AFFIDAVIT)
	15	0	4	234	191	10	0	8
	13	0	1	197	136	6	0	1
	16	0	1	256	150	7	0	1
	44	0	6	687	477	23	0	10

NO	UNDER / OVER VOTES	TOTAL VOTES CAST	Whole number
209	75	443	518
143	64	340	404
158	64	414	478
510	203	1,197	1,400

ST. LAWRENCE COUNTY					
GENERAL ELECTION		WRITE - IN VOTES			
November 6, 2018					
TOWN/ED	OFFICE	CANDIDATE	# OF VOTES	VOID	SCATTERING
Brasher 2	Assembly 115th	Robert Crump	1		
Brasher 2	Assembly 115th				1
Hopkinton 1	Assembly 115th				2
Lawrence 1	Assembly 115th				2
Lisbon 1	Assembly 116th				1
Lisbon 2	Assembly 116th	Mark Akins	1		
Morristown 1	Assembly 116th				1
Ogdensburg 4	Assembly 116th	Matt Deaner	1		
Potsdam 4	Assembly 116th				1
DeKalb 2	Assembly 117th	Gale Hanon	1		
DeKalb 2	Assembly 117th	Gary Burke	1		
Gouverneur 1	Assembly 117th	Christine Buckley	1		
Gouverneur 3	Assembly 117th				1
Gouverneur 4	Assembly 117th	James M. Green Jr.	1		
Russell 1	Assembly 117th				1
Clifton 1	Assembly 118th				1
Fine 1	Assembly 118th	Mark Hall	1		
Fine 1	Assembly 118th	Mark Hall	1		
Stockholm 1	Assembly 118th				2
Canton 3	Attorney General				1
Clifton 1	Attorney General				1
Potsdam 6	Attorney General	B. Underwood	1		
Canton 1	Canton Village Trustee	David Curry	1		
Canton 1	Canton Village Trustee				2
Canton 3	Canton Village Trustee	Judy Longshore	1		
Canton 3	Canton Village Trustee				2
Canton 3	Canton Village Trustee			1	

Canton 6	Canton Village Trustee	Jim Frank	1		
Canton 6	Canton Village Trustee	Larry Frank	1		
Ogdensburg 3	City Judge	Ramona Breen	1		
Clifton 1	Comptroller				1
Parishville 2	Comptroller				1
Brasher 2	Coroner				1
Canton 1	Coroner	Chloe McConnell	1		
Canton 1	Coroner				1
Canton 3	Coroner	Fred Peterson	1		
Canton 3	Coroner	Ryan Strate	1		
Canton 3	Coroner				1
Canton 4	Coroner				1
Canton 8	Coroner				1
Clifton 1	Coroner				2
Colton 1	Coroner			1	
DeKalb 2	Coroner				1
Gouverneur 1	Coroner	Christine Buckley	1		
Gouverneur 3	Coroner	Charlie Gardner	1		
Gouverneur 4	Coroner	James M. Green Jr.	1		
Hammond 1	Coroner	Christine Buckley	1		
Hammond 1	Coroner				1
Hopkinton 1	Coroner				1
Lisbon 3	Coroner				1
Madrid 1	Coroner	Jacklyn Marx	1		
Massena 1	Coroner	Robert J Rufa	1		
Massena 3	Coroner			1	
Morristown 2	Coroner	Michael Moore	1		
Norfolk 1	Coroner	Tamera Rizk	1		
Ogdensburg 3	Coroner	Charles Poirier	1		
Parishville 1	Coroner	Jack Kelley	1		
Parishville 1	Coroner	Tracy Cox	1		
Parishville 1	Coroner				1
Pierrepont 1	Coroner	Dale Burnett	1		
Pierrepont 1	Coroner	David Bentley	1		

Pierrepoint 1	Coroner	Karl McKnight	1		
Pierrepoint 2	Coroner	Lucas Hanss	1		
Pierrepoint 2	Coroner				1
Potsdam 1	Coroner	Jamie Sinclair	1		
Potsdam 1	Coroner	Ryan Peploski	1		
Potsdam 2	Coroner	Erik Baard	1		
Potsdam 2	Coroner	Robert Ballan	1		
Potsdam 4	Coroner	Steven Hamilton	2		
Potsdam 5	Coroner				1
Potsdam 6	Coroner				1
Potsdam 7	Coroner	Nils Klykken	1		
Potsdam 7	Coroner				1
Potsdam 8	Coroner	Brittini Alexander	1		
Potsdam 8	Coroner				1
Stockholm 1	Coroner				1
Waddington 1	Coroner	Doug Dumas	2		
Ogdensburg 1	County Legislator District 1				2
Ogdensburg 2	County Legislator District 1	Noah Burns	2		
Ogdensburg 3	County Legislator District 1	Christopher Harper	1		
Ogdensburg 3	County Legislator District 1				1
Ogdensburg 4	County Legislator District 1	Don F. Burns	1		
Ogdensburg 4	County Legislator District 1				1
Potsdam 5	County Legislator District 10				1
Potsdam 6	County Legislator District 10				2
Potsdam 4	County Legislator District 11	Peggy Brusso	8		
Potsdam 7	County Legislator District 11	Peggy Brusso	4		
Stockholm 1	County Legislator District 11	Peggy Brusso	2		
Potsdam 3	County Legislator District 12	Keith Mitchell	1		
Potsdam 8	County Legislator District 12	Jason Clark	1		
Brasher 2	County Legislator District 13	Chris White	1		
Brasher 2	County Legislator District 13	Robert Crump	1		
Lawrence 1	County Legislator District 13				1
Massena 4	County Legislator District 13	Bill Demo	1		
Massena 4	County Legislator District 13				2

Massena 7	County Legislator District 13				1
Massena 8	County Legislator District 13				1
Massena 6	County Legislator District 14				1
Louisville 3	County Legislator District 15				1
Louisville 4	County Legislator District 15	Robert O'Connell	1		
Waddington 1	County Legislator District 15	Matthew O'Bryan	1		
Lisbon 1	County Legislator District 2	James Wallace	1		
Lisbon 1	County Legislator District 2	Russ Finley	1		
Lisbon 2	County Legislator District 2	Gus Burns	1		
Lisbon 2	County Legislator District 2	Russ Finley	1		
Lisbon 3	County Legislator District 2	Russ Finley	1		
Hammond 1	County Legislator District 4	Chester A. Truskowski	2		
Hammond 1	County Legislator District 4	Rudolph Schneider	1		
DePeyster 1	County Legislator District 5			1	
Gouverneur 1	County Legislator District 5	Christine Buckley	1		
Gouverneur 3	County Legislator District 5				1
Gouverneur 4	County Legislator District 5	James M. Green Jr.	1		
Clifton 1	County Legislator District 6				2
DeKalb 2	County Legislator District 6	Bryan Thompson	1		
DeKalb 2	County Legislator District 6	Lenore Bovay	1		
Fine 1	County Legislator District 6				2
Russell 1	County Legislator District 6				1
Pierrepont 1	County Legislator District 7				1
Madrid 1	County Legislator District 8	Mark Deon	2		
Potsdam 1	County Legislator District 8				2
Canton 1	County Legislator District 9				1
Canton 6	County Legislator District 9				1
DeKalb 1	DeKalb Town Justice				1
DeKalb 2	DeKalb Town Justice	Chad Dalton	2		
DePeyster 1	DePeyster Town Justice	Jeff Trathen	1		
DePeyster 1	DePeyster Town Justice	Roger Jackson	1		
Fine 1	Fine Town Justice	Timothy P. O'Mara	1		
Fine 1	Fine Town Justice				1
Gouverneur 4	Gouverneur Councilman	Andrew Mason	1		

Gouverneur 1	Gouverneur Village Trustee			1	1
Brasher 1	Governor			1	
Canton 1	Governor				1
Canton 3	Governor				1
Clifton 1	Governor				1
Gouverneur 4	Governor	Cynthia Nixon	1		
Hermon 1	Governor			1	1
Louisville 2	Governor				1
Massena 6	Governor			1	
Massena 8	Governor	Edward Betz	1		
Ogdensburg 3					1
Ogdensburg 6	Governor	Vern Thornhill	1		
Ogdensburg 6	Governor			1	
Potsdam 1	Governor				1
Potsdam 2	Governor				1
Potsdam 4	Governor	Josh Hayden	1		
Potsdam 6	Governor	Cynthia Nixon	1		
Potsdam 6	Governor				1
Potsdam 7	Governor				1
Stockholm 2	Governor	Pamela Vielhauer/ Adrian Vielha	1		
Canton 8	Governor/Lt. Governor	Cynthia Nixon/Jumane Williams	1		
Lisbon 1	Lisbon Councilman	James Wallace	2		
Lisbon 1	Lisbon Councilman	Mark Ginn	1		
Lisbon 1	Lisbon Councilman	Nathanael Putney	1		
Lisbon 2	Lisbon Councilman	Tim Amo	1		
Lisbon 3	Lisbon Councilman	Don Merkley	1		
Lisbon 3	Lisbon Councilman				2
Madrid 1	Madrid Town Justice	Richard Brothers	1		
Madrid 1	Madrid Town Justice				1
Massena 1	Massena Councilman	Joseph Gray	2		
Massena 1	Massena Councilman	Monique Chatland	1		
Massena 2	Massena Councilman	Dan Henry	1		
Massena 4	Massena Councilman	Joel Grigg	1		
Massena 4	Massena Councilman	Thomas Leboeuf	1		

Massena 5	Massena Councilman	Thomas Leboeuf	1		
Massena 1	Massena Village Justice	Athena M. Curley	1		
Massena 1	Massena Village Justice				1
Massena 2	Massena Village Justice				1
Massena 3	Massena Village Justice				2
Massena 4	Massena Village Justice				1
Louisville 4	Massena Village Mayor	Dan Case	1		
Massena 1	Massena Village Mayor	Amy Fayette	1		
Massena 1	Massena Village Mayor	Charles Raiti	1		
Massena 1	Massena Village Mayor	John Michaud	1		
Massena 1	Massena Village Mayor				1
Massena 2	Massena Village Mayor	Gerald Sharlow	1		
Massena 2	Massena Village Mayor				1
Massena 3	Massena Village Mayor	Jason Taraska	1		
Massena 3	Massena Village Mayor	John Michaud III	1		
Massena 3	Massena Village Mayor				1
Massena 4	Massena Village Mayor	Jim Hidy	1		
Massena 4	Massena Village Mayor				2
Massena 5	Massena Village Mayor	Santo Francello	1		
Massena 5	Massena Village Mayor	Tom Leboeuf	1		
Massena 6	Massena Village Mayor				1
Louisville 4	Massena Village Trustee	John Phillips	1		
Louisville 4	Massena Village Trustee	Linda Case	1		
Massena 1	Massena Village Trustee	John Michaud	1		
Massena 1	Massena Village Trustee	Kevin E. Brault	1		
Massena 1	Massena Village Trustee	Richard Winston	1		
Massena 3	Massena Village Trustee	John Michaud III	1		
Massena 3	Massena Village Trustee			1	
Massena 3	Massena Village Trustee				2
Massena 4	Massena Village Trustee	Joel Grigg	1		
Massena 4	Massena Village Trustee				1
Massena 4	Massena Village Trustee			1	
Massena 5	Massena Village Trustee	Nathan Lashomb	1		
Massena 6	Massena Village Trustee	Adryan Elliot	1		

Massena 6	Massena Village Trustee	David Romigh	1		
Massena 6	Massena Village Trustee	Elijah Winfrey	1		
Pitcairn 1	Pitcairn Town Justice	Alton Bishop	1		
Pitcairn 1	Pitcairn Town Justice	James Manchester	1		
Potsdam 1	Potsdam Councilman	James Grant	1		
Potsdam 2	Potsdam Councilman	James Grant	4		
Potsdam 3	Potsdam Councilman	James Grant	12		
Potsdam 4	Potsdam Councilman	James Grant	8		
Potsdam 5	Potsdam Councilman	James Grant	1		
Potsdam 6	Potsdam Councilman	James Grant	4		
Potsdam 8	Potsdam Councilman	James Grant	20		
Potsdam 1	Potsdam Supervisor	Jamie Sinclair	1		
Potsdam 2	Potsdam Supervisor	Deborah Pahler	1		
Potsdam 2	Potsdam Supervisor	Tim Jerome	1		
Potsdam 4	Potsdam Supervisor	Jim Heins	1		
Potsdam 4	Potsdam Supervisor				3
Potsdam 7	Potsdam Supervisor	Pat Wilbur	1		
Potsdam 7	Potsdam Supervisor				1
Potsdam 8	Potsdam Supervisor				1
Potsdam 6	Potsdam Village Trustee				1
Potsdam 7	Potsdam Village Trustee	Alex Wilky	1		
Canton 4	Rensselaer Falls Village Trusttee	Jeff Dollinger	1		
Canton 4	Rensselaer Falls Village Trusttee	Robert Poore	1		
Canton 4	Rensselaer Falls Village Trusttee				1
Canton 8	Representative in Congress	Dylan Ratigan	1		
Clifton 1	Representative in Congress				1
Fowler 2	Representative in Congress			1	
Lisbon 3	Representative in Congress	Russ Finley	1		
Massena 1	Representative in Congress	Katie Wilson	2		
Ogdensburg 1	Representative in Congress	Russ Finley	1		
Parishville 2	Representative in Congress				1
Russell 1	Russell Councilman	Johnny Lafavor	1		
Russell 1	Russell Councilman	Lawrence T. Robinson Jr.	1		
Brasher 2	State Senator 47th				2

Clifton 1	State Senator 47th				3
Fine 1	State Senator 47th	Chuck Yartz	1		
Fine 1	State Senator 47th				1
Massena 1	State Senator 47th	Jacob Kellogg	1		
Massena 1	State Senator 47th	Ryan Chatland	1		
Massena 3	State Senator 47th	Crystal Ranston	1		
Massena 5	State Senator 47th	Tom Leboeuf	1		
Massena 8	State Senator 47th	Thomas Carter	1		
Norfolk 1	State Senator 47th	Tamera Rizk	1		
Pierrepont 1	State Senator 47th	Carol Frank	1		
Pierrepont 1	State Senator 47th	Karl McKnight	2		
Pierrepont 2	State Senator 47th	Lisa Torrey	2		
Pierrepont 2	State Senator 47th	Lucas Hanss	1		
Pierrepont 2	State Senator 47th				1
Potsdam 1	State Senator 47th	Ian Miller	1		
Potsdam 1	State Senator 47th				1
Potsdam 2	State Senator 47th	Erik Baard	1		
Potsdam 2	State Senator 47th				1
Potsdam 3	State Senator 47th	Keith Mitchell	1		
Potsdam 4	State Senator 47th	Kirk Amarrh Kwantreng	1		
Potsdam 4	State Senator 47th	Steve Hamilton	2		
Potsdam 4	State Senator 47th				2
Potsdam 5	State Senator 47th				4
Potsdam 6	State Senator 47th	Krista Medo	1		
Potsdam 6	State Senator 47th	Reinhold J. Tischler	1		
Potsdam 6	State Senator 47th				3
Potsdam 7	State Senator 47th	John Ellis	1		
Potsdam 7	State Senator 47th	Joseph Andriano	1		
Potsdam 7	State Senator 47th	Kathleen Gansen	1		
Potsdam 7	State Senator 47th				2
Potsdam 8	State Senator 47th	Brittani Alexander	1		
Potsdam 8	State Senator 47th	Rachel Fox	1		
Russell 1	State Senator 47th				1
Stockholm 1	State Senator 47th	Nance Arquiett	1		

Stockholm 1	State Senator 47th				1
Stockholm 2	State Senator 47th				1
Stockholm 3	State Senator 47th				1
Canton 1	State Senator 48th	Chloe McConnell	1		
Canton 1	State Senator 48th	David Crouse	1		
Canton 1	State Senator 48th	Rick Dodds	1		
Canton 1	State Senator 48th	Tedra Cobb	1		
Canton 1	State Senator 48th				1
Canton 3	State Senator 48th	Addie Jenne	1		
Canton 3	State Senator 48th	Brittany Strate	1		
Canton 3	State Senator 48th	Ryan Strate	1		
Canton 3	State Senator 48th	Tedra Cobb	1		
Canton 3	State Senator 48th				3
Canton 4	State Senator 48th				1
Canton 5	State Senator 48th				1
Canton 6	State Senator 48th	Jonathan Carls	1		
Canton 7	State Senator 48th	John Mousaw	1		
Canton 8	State Senator 48th	Amy Tresidder	1		
Canton 8	State Senator 48th				2
DeKalb 2	State Senator 48th	Ellen Rocco	1		
DeKalb 2	State Senator 48th	Loren French	1		
Gouverneur 3	State Senator 48th	Charles Gardner	1		
Gouverneur 4	State Senator 48th	James M. Green Jr.	1		
Hammond 1	State Senator 48th				1
Hermon 1	State Senator 48th	John Woodrow	1		
Lisbon 1	State Senator 48th	Jim Armstong	1		
Lisbon 1	State Senator 48th	Jim Wright	1		
Lisbon 3	State Senator 48th	Bob Dabs	1		
Lisbon 3	State Senator 48th	John Moore	2		
Lisbon 3	State Senator 48th				1
Louisville 3	State Senator 48th	Amy Tresidder	2		
Madrid 1	State Senator 48th	Bill Roome	1		
Morristown 1	State Senator 48th				1
Morristown 2	State Senator 48th	Sheila Rendon	1		

Ogdensburg 1	State Senator 48th	Darrel Aubertine	1		
Ogdensburg 1	State Senator 48th	Dave Ferry	1		
Ogdensburg 1	State Senator 48th	Russ Finley	1		
Ogdensburg 1	State Senator 48th				1
Ogdensburg 2	State Senator 48th				1
Ogdensburg 3	State Senator 48th	John Moore	1		
Ogdensburg 3	State Senator 48th				2
Ogdensburg 4	State Senator 48th	JP Burns	1		
Ogdensburg 4	State Senator 48th	Matt Brextt	1		
Ogdensburg 5	State Senator 48th	Vernon Burns	1		
Ogdensburg 5	State Senator 48th				2
Ogdensburg 6	State Senator 48th	Nan Clingman	1		
Ogdensburg 6	State Senator 48th				2
Oswegatchie 2	State Senator 48th	Mel Buscemi	1		
Waddington 1	State Senator 48th	John Moore	1		
Waddington 2	State Senator 48th	Alex V. Hammond	2		
Waddington 2	State Senator 48th				1
Fowler 2	US Senate	Katie Wilson	1		
Canton 6	US Senate	Jonathan Carls	1		
Clifton 1	US Senate				1
Lisbon 3	US Senate	Lynn Kahn	1		
Waddington 2	US Senate				1
Waddington 1	Waddington Town Justice	Myron Burns	1		
Waddington 1	Waddington Village Trustee	James McGahan	1		
Waddington 1	Waddington Village Trustee	Sara Treptow	1		